



Kosciusko Lower Elementary

Kosciusko School District



109 Veterans Memorial Drive
Kosciusko, MS 39090



MICHELLE NOWELL
michelle.nowell@kosciuskoschools.com

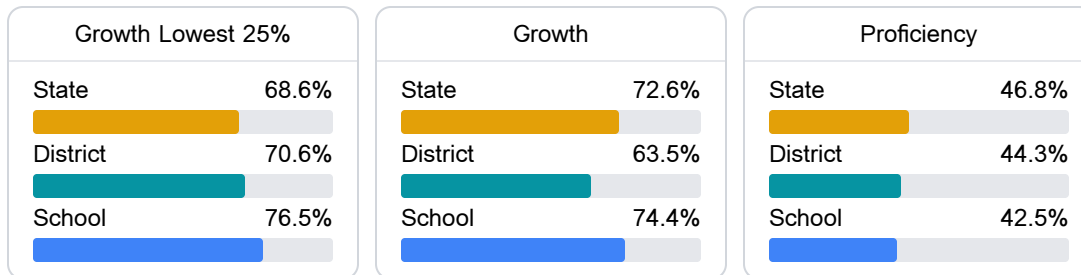
Identified for **Targeted Support and Improvement**

School Accountability Grade Components

Mississippi's accountability system assigns "A" through "F" letter grades for schools and districts. Grades are based on student achievement, student growth, student participation in testing, and other academic measures. COVID - 19 pandemic disruptions continue to be reflected in 2021 - 2022 accountability data, particularly growth data.

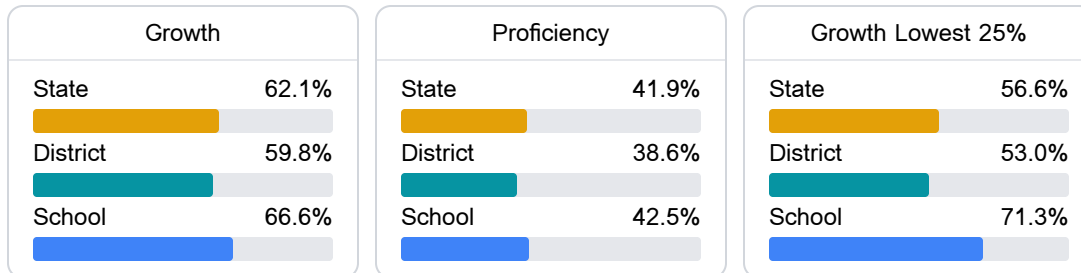
Math

Measurements of student performance on the statewide math assessment.



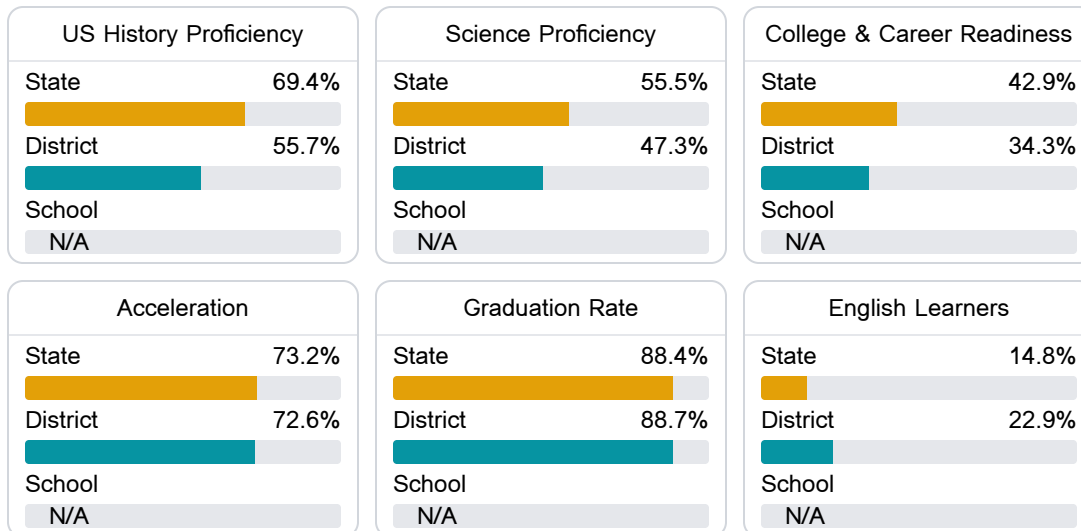
English

Measurements of student performance on the statewide English language arts (ELA) assessment.



Other Measures

Other measurements of student performance that factor into the accountability grade.



Teacher Data

31.9

Teachers



78.1%

Experienced Teachers

9.4%

Provisional Teachers

100.0%
















In-Field Teachers

Detailed Assessment and Other Data
















Student Performance

The following information shows each level of student performance on statewide assessments.
















Math

| Level 1 | | Level 2 | | Level 3 | | Level 4 | | Level 5 | |
|--|------|---|-------|---|-------|---|-------|--|-------|
| State | 7.0% | State | 19.3% | State | 27.3% | State | 31.5% | State | 15.0% |
|  | |  | |  | |  | |  | |
| District | 7.2% | District | 19.8% | District | 30.6% | District | 31.3% | District | 11.2% |
|  | |  | |  | |  | |  | |
| School | N/A | School | N/A | School | N/A | School | N/A | School | N/A |
|  | |  | |  | |  | |  | |
| Minimal | | Basic | | Passing | | Proficient | | Advanced | |

English

| Level 1 | | Level 2 | | Level 3 | | Level 4 | | Level 5 | |
|--|-------|---|-------|---|-------|---|-------|--|-------|
| State | 8.6% | State | 18.9% | State | 31.3% | State | 29.1% | State | 12.1% |
|  | |  | |  | |  | |  | |
| District | 11.6% | District | 19.9% | District | 30.8% | District | 27.6% | District | 10.2% |
|  | |  | |  | |  | |  | |
| School | N/A | School | N/A | School | N/A | School | N/A | School | N/A |
|  | |  | |  | |  | |  | |
| Minimal | | Basic | | Passing | | Proficient | | Advanced | |

Science

| Level 1 | | Level 2 | | Level 3 | | Level 4 | | Level 5 | |
|--|-------|---|-------|---|-------|---|-------|--|-------|
| State | 11.0% | State | 12.4% | State | 22.5% | State | 34.7% | State | 19.4% |
|  | |  | |  | |  | |  | |
| District | 14.2% | District | 12.6% | District | 27.6% | District | 28.5% | District | 17.1% |
|  | |  | |  | |  | |  | |
| School | N/A | School | N/A | School | N/A | School | N/A | School | N/A |
|  | |  | |  | |  | |  | |
| Minimal | | Basic | | Passing | | Proficient | | Advanced | |

Discipline

Other Data



17.9%

Chronic Absenteeism



\$11,351.91

Per-Pupil Expenditure