



Kosciusko Lower Elementary

Kosciusko School District



109 Veterans Memorial Drive
Kosciusko, MS 39090



MICHELLE NOWELL
michelle.nowell@kosciuskoschools.com

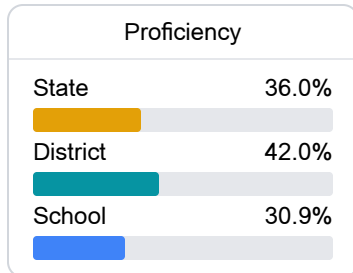
Identified for Targeted Support and Improvement

School Accountability Grade Components

Mississippi's accountability system assigns "A" through "F" letter grades for schools and districts. Grades are based on student achievement, student growth, student participation in testing, and other academic measures. COVID - 19 pandemic disruptions continue to be reflected in 2021 - 2022 accountability data, particularly growth data.

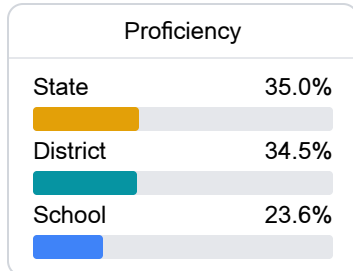
Math

Measurements of student performance on the statewide math assessment.



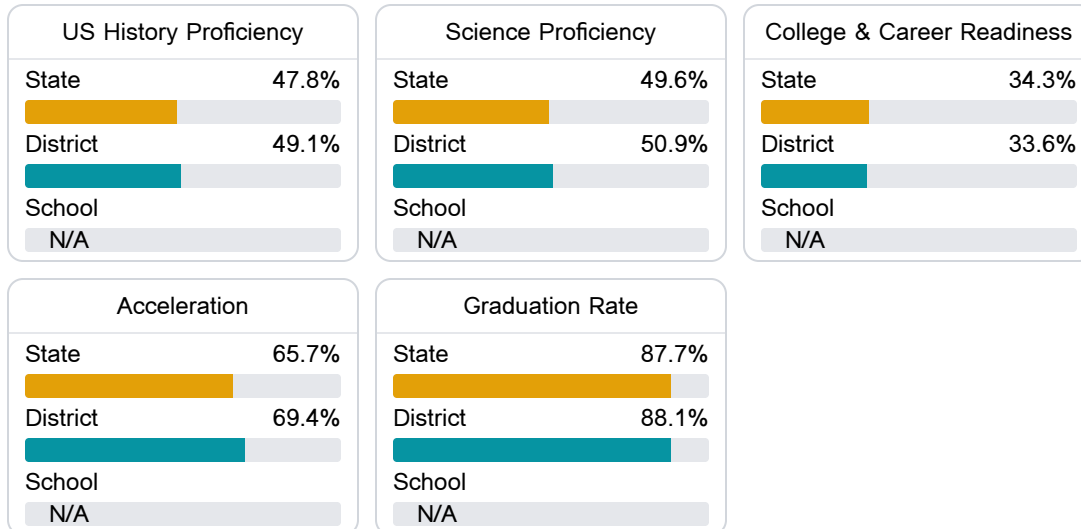
English

Measurements of student performance on the statewide English language arts (ELA) assessment.



Other Measures

Other measurements of student performance that factor into the accountability grade.



Teacher Data

32.2

Teachers



73.7%

Experienced Teachers

12.0%

Provisional Teachers

100.0%
















In-Field Teachers

Detailed Assessment and Other Data
















Student Performance

The following information shows each level of student performance on statewide assessments.
















Math

Level 1		Level 2		Level 3		Level 4		Level 5	
State	11.6%	State	24.2%	State	29.5%	State	24.8%	State	9.9%
									
District	9.2%	District	23.1%	District	30.8%	District	24.9%	District	12.0%
									
School	N/A	School	N/A	School	N/A	School	N/A	School	N/A
									
Minimal		Basic		Passing		Proficient		Advanced	

English

Level 1		Level 2		Level 3		Level 4		Level 5	
State	10.8%	State	23.1%	State	31.8%	State	24.6%	State	9.7%
									
District	9.6%	District	23.1%	District	33.3%	District	25.5%	District	8.4%
									
School	N/A	School	N/A	School	N/A	School	N/A	School	N/A
									
Minimal		Basic		Passing		Proficient		Advanced	

Science

Level 1		Level 2		Level 3		Level 4		Level 5	
State	13.8%	State	14.5%	State	23.4%	State	32.7%	State	15.7%
									
District	11.3%	District	15.5%	District	28.1%	District	32.3%	District	12.8%
									
School	N/A	School	N/A	School	N/A	School	N/A	School	N/A
									
Minimal		Basic		Passing		Proficient		Advanced	

Discipline

* Source: 2017-2018 Civil Rights Data Collection

Other Data



14.5 %

Chronic Absenteeism



\$10,272.74

Per-Pupil Expenditure