



Kosciusko Junior High School

Kosciusko School District



317 East Jefferson Street
Kosciusko, MS 39090



Elijah Dew
elijah.dew@kosciuskoschools.com

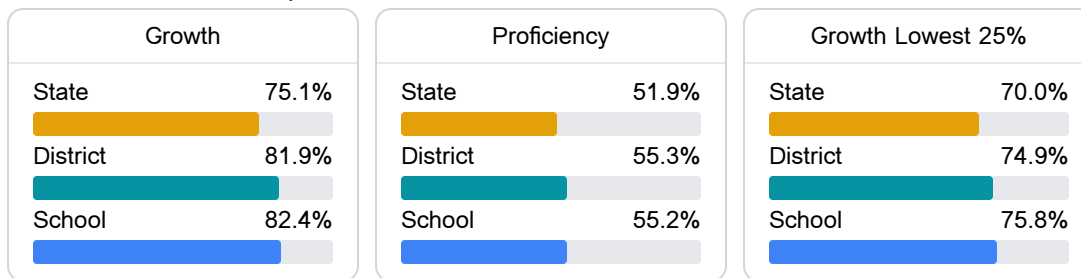
Identified for **Targeted Support and Improvement**

School Accountability Grade Components

Mississippi's accountability system assigns "A" through "F" letter grades for schools and districts. Grades are based on student achievement, student growth, student participation in testing, and other academic measures.

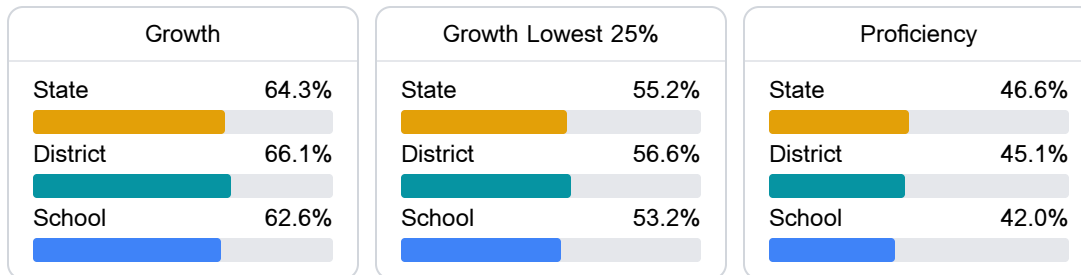
Math

Measurements of student performance on the statewide math assessment.



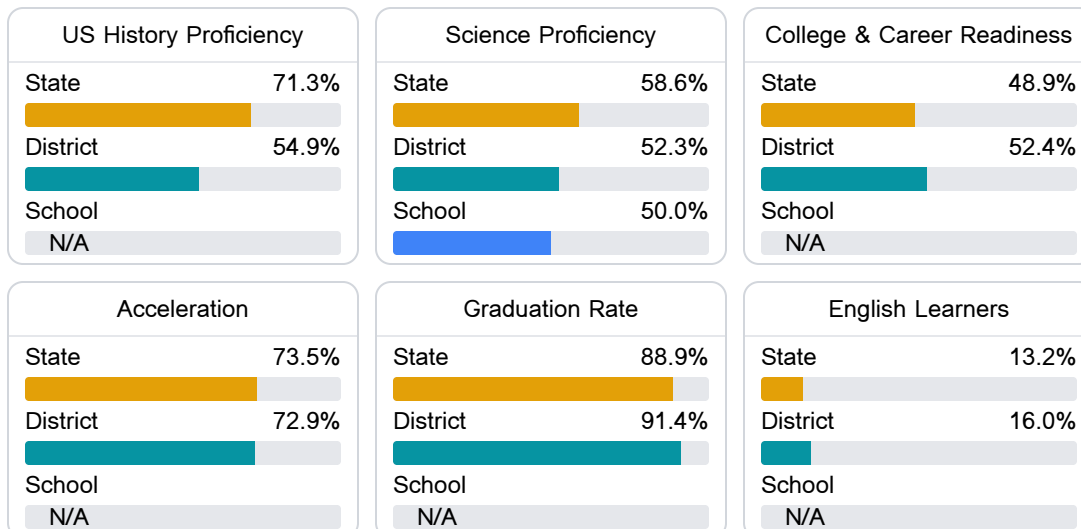
English

Measurements of student performance on the statewide English language arts (ELA) assessment.



Other Measures

Other measurements of student performance that factor into the accountability grade.



Teacher Data

39.5

Teachers



64.6%

Experienced Teachers

10.1%

Provisional Teachers

94.0%

In-Field Teachers

Detailed Assessment and Other Data

Student Performance

The following information shows each level of student performance on statewide assessments.

Math

Level 1		Level 2		Level 3		Level 4		Level 5	
State	0-10%	State	11-20%	State	21-30%	State	31-40%	State	11-20%
District	0-10%	District	11-20%	District	21-30%	District	31-40%	District	11-20%
School	0-10%	School	11-20%	School	21-30%	School	31-40%	School	21-30%
Minimal		Basic		Passing		Proficient		Advanced	

English

Level 1		Level 2		Level 3		Level 4		Level 5	
State	8.3%	State	17.0%	State	29.7%	State	29.3%	State	15.7%
District	9.0%	District	17.3%	District	30.3%	District	28.7%	District	14.8%
School	7.1%	School	17.9%	School	34.0%	School	23.7%	School	17.2%
Minimal		Basic		Passing		Proficient		Advanced	

Science

Level 1		Level 2		Level 3		Level 4		Level 5	
State	11.4%	State	11.9%	State	20.8%	State	33.6%	State	22.3%
District	16.0%	District	15.2%	District	23.9%	District	30.8%	District	14.1%
School	16.0%	School	10.4%	School	26.4%	School	31.9%	School	15.3%
Minimal		Basic		Passing		Proficient		Advanced	

Student Assessment Participation



Discipline



Other Data



19.4 %

Chronic Absenteeism



\$10,412.96

Per-Pupil Expenditure