



## Kosciusko Junior High School

Kosciusko School District



317 East Jefferson Street  
Kosciusko, MS 39090



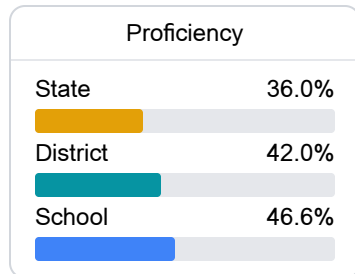
Elijah Dew  
[elijah.dew@kosciuskoschools.com](mailto:elijah.dew@kosciuskoschools.com)

### School Accountability Grade Components

Mississippi's accountability system assigns "A" through "F" letter grades for schools and districts. Grades are based on student achievement, student growth, student participation in testing, and other academic measures. COVID - 19 pandemic disruptions continue to be reflected in 2021 - 2022 accountability data, particularly growth data.

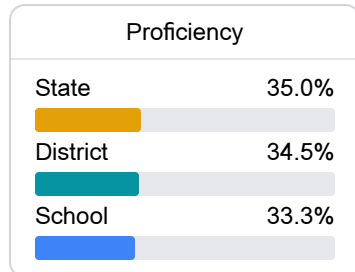
#### Math

Measurements of student performance on the statewide math assessment.



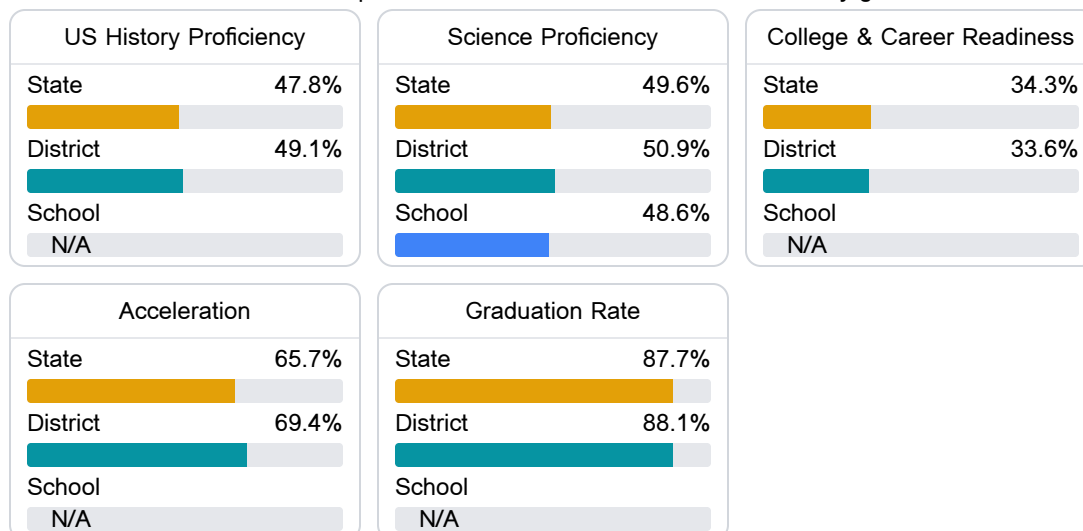
#### English

Measurements of student performance on the statewide English language arts (ELA) assessment.



#### Other Measures

Other measurements of student performance that factor into the accountability grade.



### Teacher Data

38.6

Teachers



67.2%

Experienced Teachers

2.6%

Provisional Teachers

91.9%

In-Field Teachers

## Detailed Assessment and Other Data

## Student Performance

The following information shows each level of student performance on statewide assessments.

## Math

Level 1		Level 2		Level 3		Level 4		Level 5	
State	11.6%	State	24.2%	State	29.5%	State	24.8%	State	9.9%
District	9.2%	District	23.1%	District	30.8%	District	24.9%	District	12.0%
School	7.5%	School	20.7%	School	26.9%	School	30.2%	School	14.7%
Minimal		Basic		Passing		Proficient		Advanced	

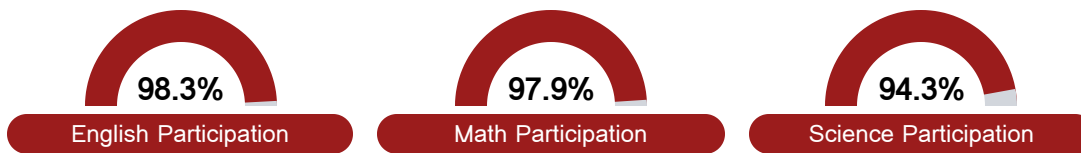
## English

Level 1		Level 2		Level 3		Level 4		Level 5	
State	10.8%	State	23.1%	State	31.8%	State	24.6%	State	9.7%
District	9.6%	District	23.1%	District	33.3%	District	25.5%	District	8.4%
School	8.3%	School	22.2%	School	36.4%	School	24.9%	School	8.3%
Minimal		Basic		Passing		Proficient		Advanced	

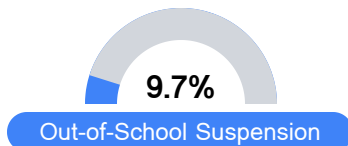
## Science

Level 1		Level 2		Level 3		Level 4		Level 5	
State	13.8%	State	14.5%	State	23.4%	State	32.7%	State	15.7%
District	11.3%	District	15.5%	District	28.1%	District	32.3%	District	12.8%
School	8.2%	School	14.4%	School	29.5%	School	34.3%	School	13.7%
Minimal		Basic		Passing		Proficient		Advanced	

## Student Assessment Participation



## Discipline



\* Source: 2017-2018 Civil Rights Data Collection

## Other Data



13.9%

Chronic Absenteeism



\$8,068.67

Per-Pupil Expenditure