



Long Creek Attendance Center

Attala County School District



9534 HWY 429
Sallis, MS 39160



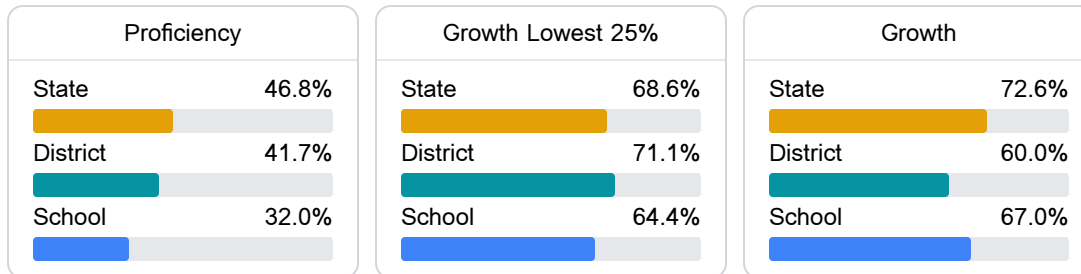
Shanika Hickmon
shickmon@attala.k12.ms.us

School Accountability Grade Components

Mississippi's accountability system assigns "A" through "F" letter grades for schools and districts. Grades are based on student achievement, student growth, student participation in testing, and other academic measures. COVID - 19 pandemic disruptions continue to be reflected in 2021 - 2022 accountability data, particularly growth data.

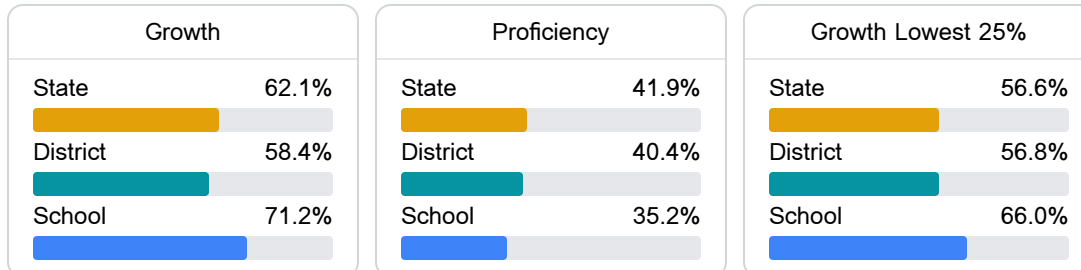
Math

Measurements of student performance on the statewide math assessment.



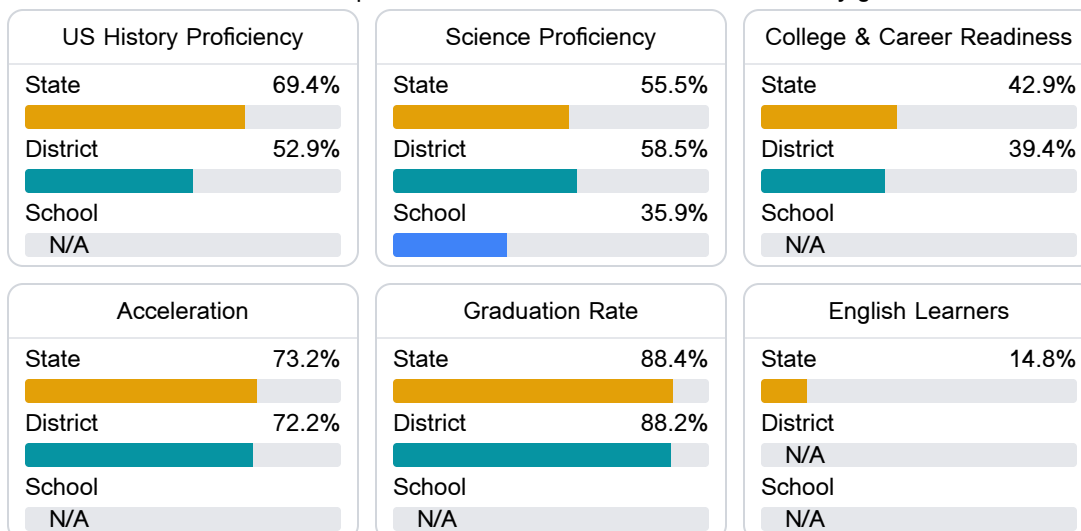
English

Measurements of student performance on the statewide English language arts (ELA) assessment.



Other Measures

Other measurements of student performance that factor into the accountability grade.



Teacher Data

23.4

Teachers



70.7%

Experienced Teachers

4.3%

Provisional Teachers

91.7%

In-Field Teachers

Detailed Assessment and Other Data

Student Performance

The following information shows each level of student performance on statewide assessments.

Math

Level 1		Level 2		Level 3		Level 4		Level 5	
State	7.0%	State	19.3%	State	27.3%	State	31.5%	State	15.0%
District	6.9%	District	20.4%	District	31.5%	District	31.9%	District	9.3%
School	9.2%	School	24.6%	School	33.9%	School	23.1%	School	9.2%
Minimal		Basic		Passing		Proficient		Advanced	

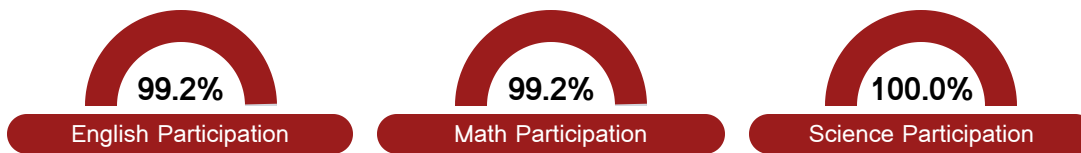
English

Level 1		Level 2		Level 3		Level 4		Level 5	
State	8.6%	State	18.9%	State	31.3%	State	29.1%	State	12.1%
District	5.7%	District	19.5%	District	35.0%	District	29.5%	District	10.4%
School	0-10%	School	21-30%	School	31-40%	School	31-40%	School	0-10%
Minimal		Basic		Passing		Proficient		Advanced	

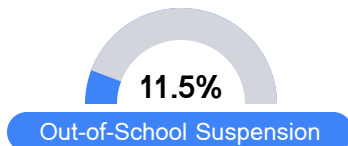
Science

Level 1		Level 2		Level 3		Level 4		Level 5	
State	11.0%	State	12.4%	State	22.5%	State	34.7%	State	19.4%
District	7.5%	District	12.6%	District	21.5%	District	40.7%	District	17.8%
School	7.5%	School	20.0%	School	35.0%	School	30.0%	School	7.5%
Minimal		Basic		Passing		Proficient		Advanced	

Student Assessment Participation



Discipline



Other Data



22.0 %

Chronic Absenteeism



\$12,003.34

Per-Pupil Expenditure