



## Long Creek Attendance Center

Attala County School District



9534 HWY 429  
Sallis, MS 39160



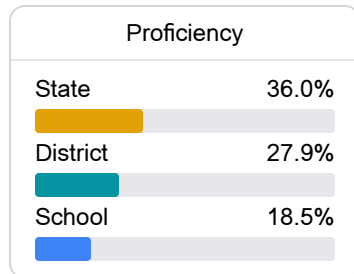
Shanika Hickmon  
shickmon@attala.k12.ms.us

### School Accountability Grade Components

Mississippi's accountability system assigns "A" through "F" letter grades for schools and districts. Grades are based on student achievement, student growth, student participation in testing, and other academic measures. COVID - 19 pandemic disruptions continue to be reflected in 2021 - 2022 accountability data, particularly growth data.

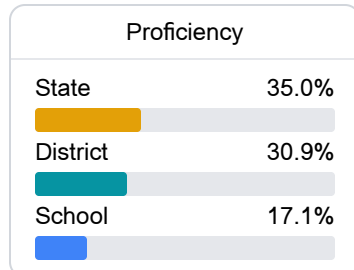
#### Math

Measurements of student performance on the statewide math assessment.



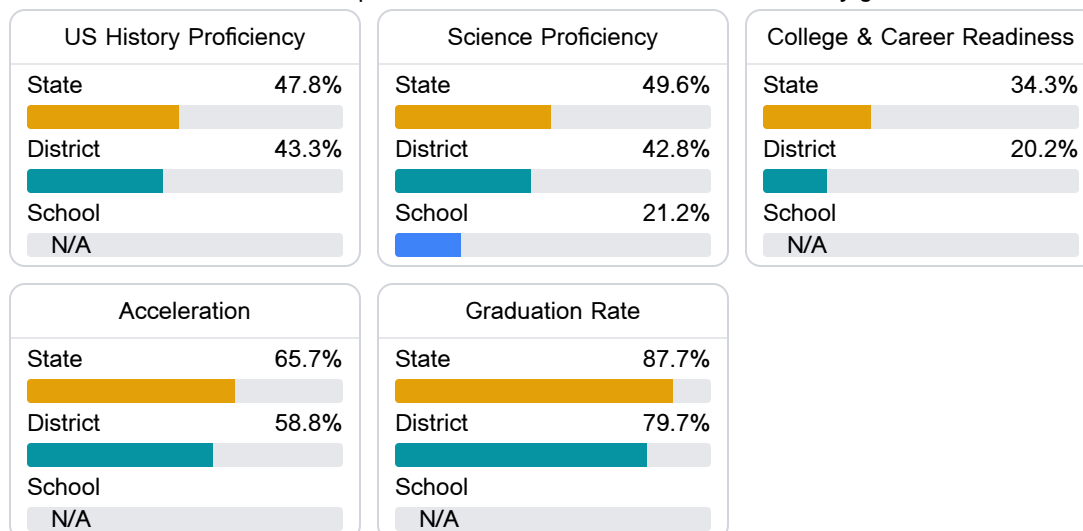
#### English

Measurements of student performance on the statewide English language arts (ELA) assessment.



#### Other Measures

Other measurements of student performance that factor into the accountability grade.



### Teacher Data

22.1

Teachers



78.5%

Experienced Teachers

4.5%

Provisional Teachers

98.5%

In-Field Teachers

## Detailed Assessment and Other Data

### Student Performance

The following information shows each level of student performance on statewide assessments.

#### Math

Level 1		Level 2		Level 3		Level 4		Level 5	
State	11.6%	State	24.2%	State	29.5%	State	24.8%	State	9.9%
District	9.3%	District	28.0%	District	36.2%	District	19.9%	District	6.7%
School	11-20%	School	41-50%	School	21-30%	School	11-20%	School	0-10%
Minimal		Basic		Passing		Proficient		Advanced	

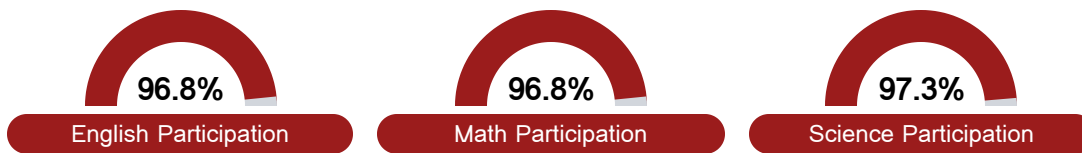
#### English

Level 1		Level 2		Level 3		Level 4		Level 5	
State	10.8%	State	23.1%	State	31.8%	State	24.6%	State	9.7%
District	9.4%	District	23.4%	District	37.1%	District	22.0%	District	8.1%
School	11-20%	School	31-40%	School	31-40%	School	11-20%	School	0-10%
Minimal		Basic		Passing		Proficient		Advanced	

#### Science

Level 1		Level 2		Level 3		Level 4		Level 5	
State	13.8%	State	14.5%	State	23.4%	State	32.7%	State	15.7%
District	15.0%	District	12.9%	District	26.6%	District	35.6%	District	9.9%
School	20.0%	School	25.7%	School	34.3%	School	20.0%	School	N/A
Minimal		Basic		Passing		Proficient		Advanced	

### Student Assessment Participation



### Discipline



\* Source: 2017-2018 Civil Rights Data Collection

### Other Data



13.4 %

Chronic Absenteeism



\$11,732.03

Per-Pupil Expenditure