

B Ethel Attendance Center

Attala County School District



2178 COLLEGE STREET
Ethel, MS 39067



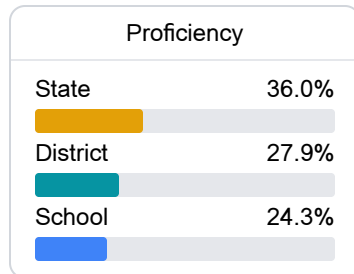
Jon Newman
cnewman@attala.k12.ms.us

School Accountability Grade Components

Mississippi's accountability system assigns "A" through "F" letter grades for schools and districts. Grades are based on student achievement, student growth, student participation in testing, and other academic measures. COVID - 19 pandemic disruptions continue to be reflected in 2021 - 2022 accountability data, particularly growth data.

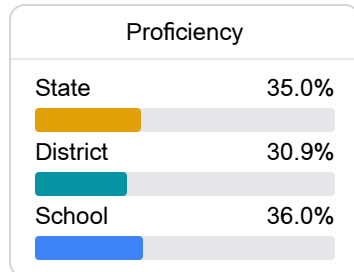
Math

Measurements of student performance on the statewide math assessment.



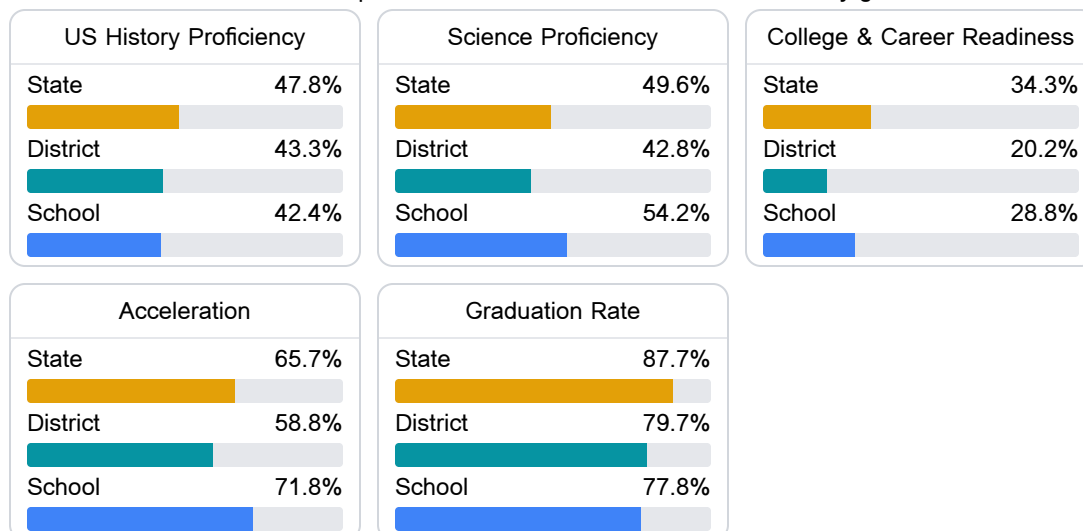
English

Measurements of student performance on the statewide English language arts (ELA) assessment.



Other Measures

Other measurements of student performance that factor into the accountability grade.



Teacher Data

26.6

Teachers



66.5%

Experienced Teachers

30.0%

Provisional Teachers

75.4%

In-Field Teachers

Detailed Assessment and Other Data

Student Performance

The following information shows each level of student performance on statewide assessments.

Math

Level 1		Level 2		Level 3		Level 4		Level 5	
State	11.6%	State	24.2%	State	29.5%	State	24.8%	State	9.9%
District	9.3%	District	28.0%	District	36.2%	District	19.9%	District	6.7%
School	0-10%	School	21-30%	School	41-50%	School	11-20%	School	0-10%
Minimal		Basic		Passing		Proficient		Advanced	

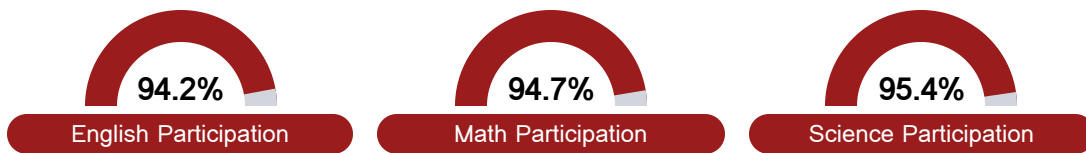
English

Level 1		Level 2		Level 3		Level 4		Level 5	
State	10.8%	State	23.1%	State	31.8%	State	24.6%	State	9.7%
District	9.4%	District	23.4%	District	37.1%	District	22.0%	District	8.1%
School	6.9%	School	19.9%	School	37.0%	School	23.3%	School	13.0%
Minimal		Basic		Passing		Proficient		Advanced	

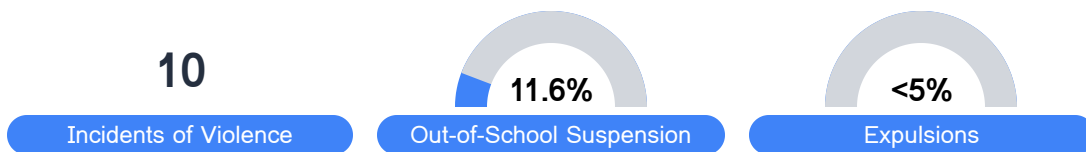
Science

Level 1		Level 2		Level 3		Level 4		Level 5	
State	13.8%	State	14.5%	State	23.4%	State	32.7%	State	15.7%
District	15.0%	District	12.9%	District	26.6%	District	35.6%	District	9.9%
School	0-10%	School	0-10%	School	21-30%	School	51-60%	School	0-10%
Minimal		Basic		Passing		Proficient		Advanced	

Student Assessment Participation



Discipline



* Source: 2017-2018 Civil Rights Data Collection

Other Data



23.6 %

Chronic Absenteeism



\$15,431.11

Per-Pupil Expenditure



63.0 %

Post-Secondary Enrollment



39.9%

Advanced Course Participation