



## Amite County Elementary

Amite County School District



3457 South Greensburg Road P.O. Box 308  
Liberty, MS 39645



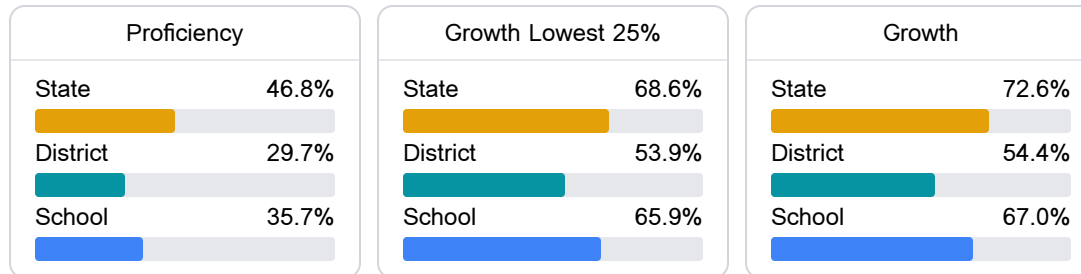
Marino McDaniel  
mmcdaniel@amite.k12.ms.us

### School Accountability Grade Components

Mississippi's accountability system assigns "A" through "F" letter grades for schools and districts. Grades are based on student achievement, student growth, student participation in testing, and other academic measures. COVID - 19 pandemic disruptions continue to be reflected in 2021 - 2022 accountability data, particularly growth data.

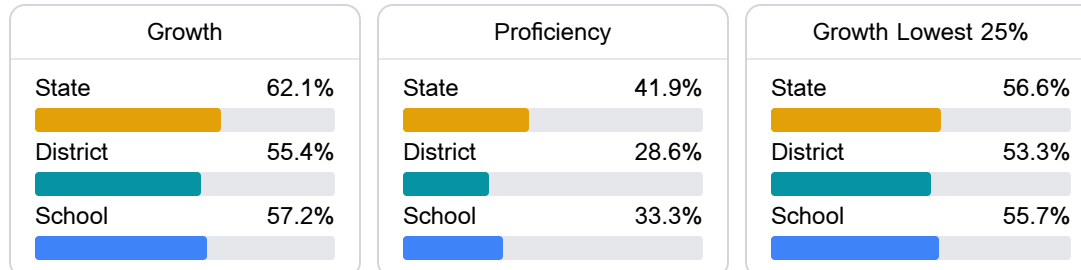
#### Math

Measurements of student performance on the statewide math assessment.



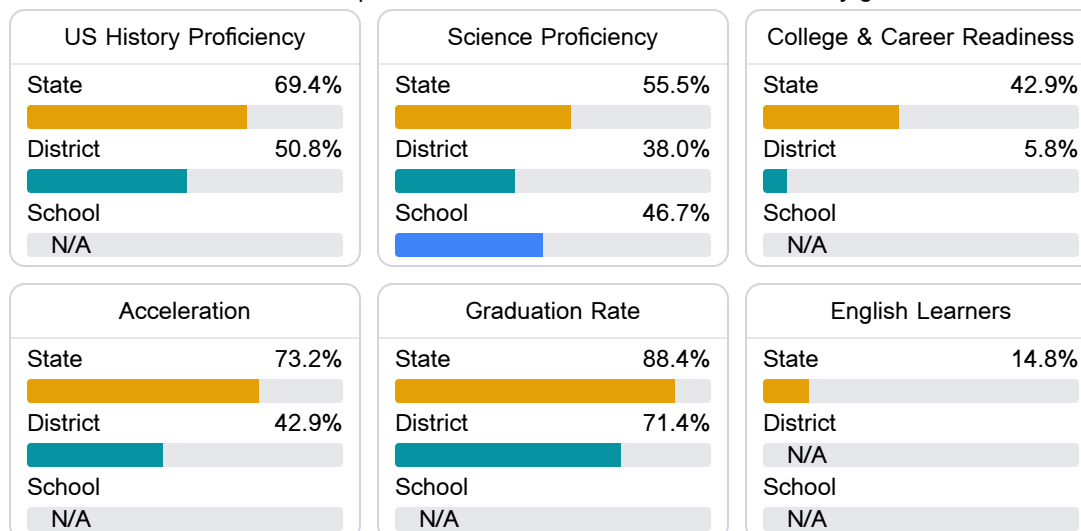
#### English

Measurements of student performance on the statewide English language arts (ELA) assessment.



#### Other Measures

Other measurements of student performance that factor into the accountability grade.



### Teacher Data

38.9

Teachers



74.9%

Experienced Teachers

5.2%

Provisional Teachers

93.5%

In-Field Teachers

## Detailed Assessment and Other Data

## Student Performance

The following information shows each level of student performance on statewide assessments.

## Math

Level 1		Level 2		Level 3		Level 4		Level 5	
State	7.0%	State	19.3%	State	27.3%	State	31.5%	State	15.0%
District	9.5%	District	30.9%	District	30.9%	District	21.4%	District	7.2%
School	9.6%	School	25.7%	School	30.7%	School	22.6%	School	11.5%
Minimal		Basic		Passing		Proficient		Advanced	

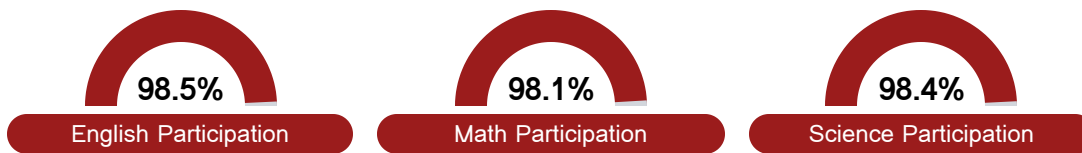
## English

Level 1		Level 2		Level 3		Level 4		Level 5	
State	8.6%	State	18.9%	State	31.3%	State	29.1%	State	12.1%
District	11-20%	District	21-30%	District	31-40%	District	21-30%	District	0-10%
School	12.6%	School	25.6%	School	30.2%	School	26.3%	School	5.3%
Minimal		Basic		Passing		Proficient		Advanced	

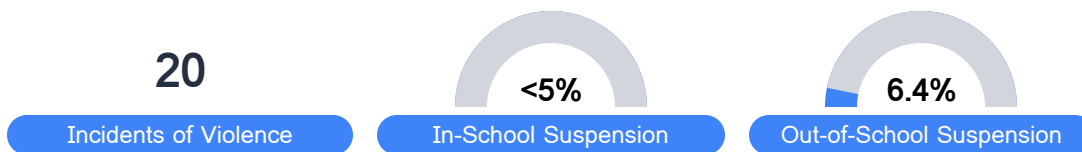
## Science

Level 1		Level 2		Level 3		Level 4		Level 5	
State	11.0%	State	12.4%	State	22.5%	State	34.7%	State	19.4%
District	19.6%	District	16.1%	District	30.8%	District	23.1%	District	10.5%
School	11.3%	School	11.3%	School	35.5%	School	27.4%	School	14.5%
Minimal		Basic		Passing		Proficient		Advanced	

## Student Assessment Participation



## Discipline



## Other Data



49.6 %

Chronic Absenteeism



\$12,733.86

Per-Pupil Expenditure