


## **B** Amite County Middle School Amite County School District

 600 Irene Street  
Liberty, MS 39645

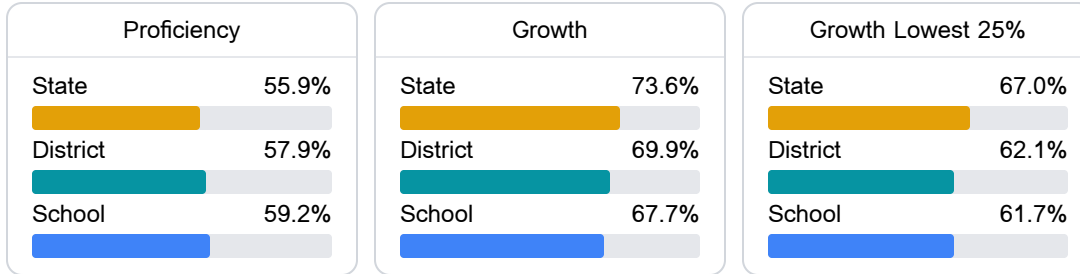
 SHEIKA FORTENBERRY  
ssmith24@amite.k12.ms.us

### School Accountability Grade Components

Mississippi's accountability system assigns "A" through "F" letter grades for schools and districts. Grades are based on student achievement, student growth, student participation in testing, and other academic measures.

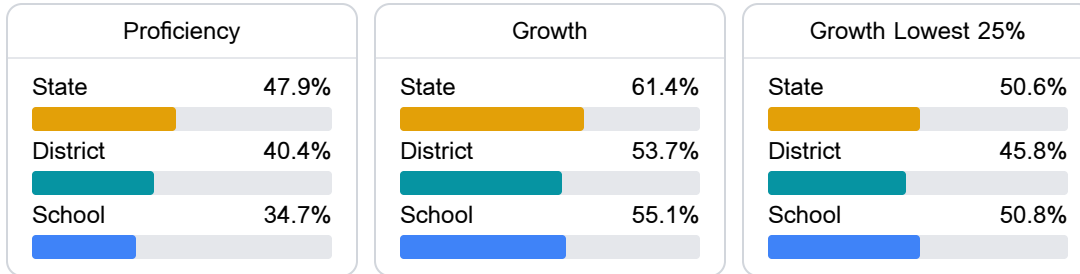
#### Math

Measurements of student performance on the statewide math assessment.



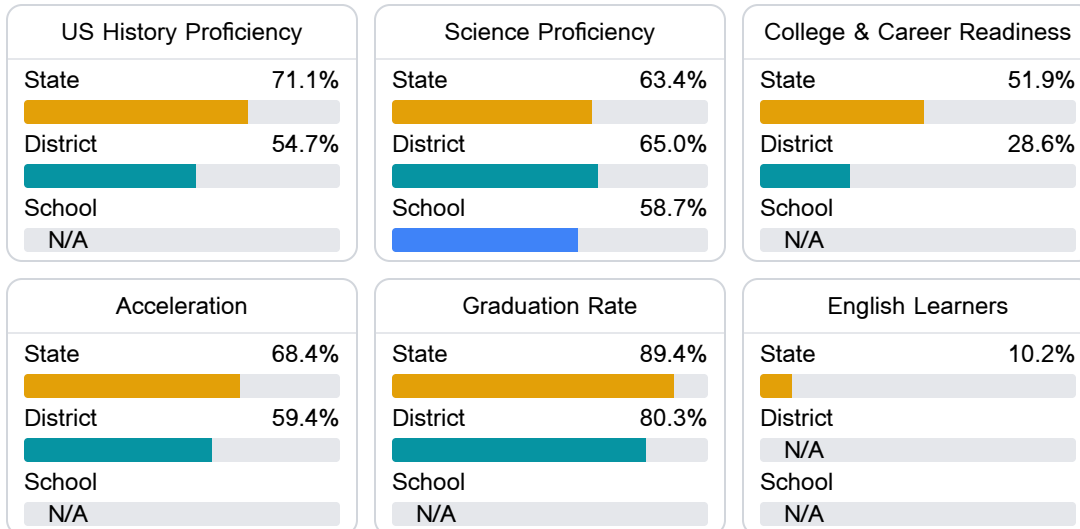
#### English

Measurements of student performance on the statewide English language arts (ELA) assessment.



#### Other Measures

Other measurements of student performance that factor into the accountability grade.



## Detailed Assessment and Other Data

### Student Performance

The following information shows each level of student performance on statewide assessments.

#### Math

Level 1		Level 2		Level 3		Level 4		Level 5	
State	0-10%	State	11-20%	State	21-30%	State	31-40%	State	11-20%
District	0-10%	District	11-20%	District	21-30%	District	31-40%	District	11-20%
School	0-10%	School	21-30%	School	21-30%	School	41-50%	School	0-10%
Minimal		Basic		Passing		Proficient		Advanced	

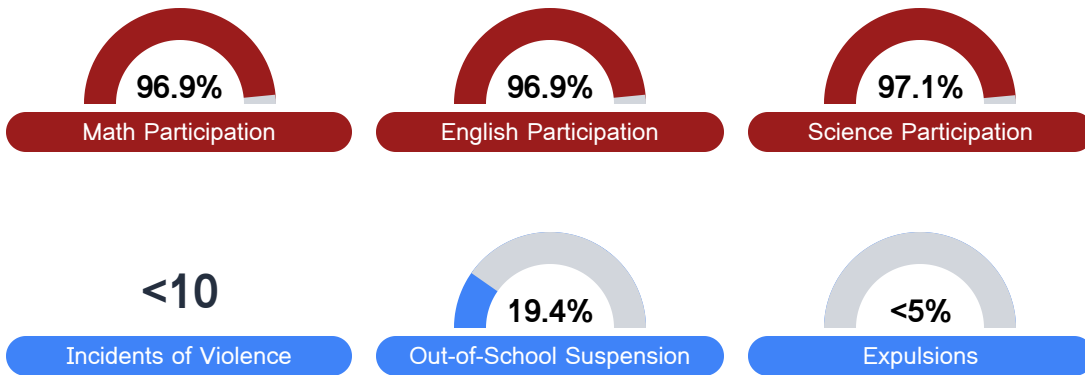
#### English

Level 1		Level 2		Level 3		Level 4		Level 5	
State	9.1%	State	17.9%	State	27.3%	State	28.8%	State	16.9%
District	11.6%	District	22.9%	District	29.3%	District	26.0%	District	10.3%
School	7.2%	School	20.0%	School	39.2%	School	22.4%	School	11.2%
Minimal		Basic		Passing		Proficient		Advanced	

#### Science

Level 1		Level 2		Level 3		Level 4		Level 5	
State	11.2%	State	11.0%	State	19.5%	State	34.8%	State	23.5%
District	8.9%	District	9.3%	District	22.2%	District	40.4%	District	19.1%
School	10.6%	School	10.6%	School	25.8%	School	43.9%	School	9.1%
Minimal		Basic		Passing		Proficient		Advanced	

### Student Assessment Participation



### Other Data



29.8%

Chronic Absenteeism



\$13,517.32

Per-Pupil Expenditure