

A Kossuth High School Alcorn School District

15 CR 604
Corinth, MS 38834

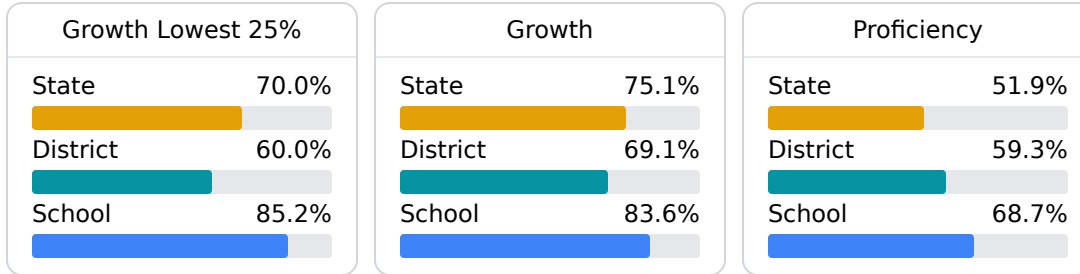
Brian Johnson
bjohnson@alcornschools.org

School Accountability Grade Components

Mississippi's accountability system assigns "A" through "F" letter grades for schools and districts. Grades are based on student achievement, student growth, student participation in testing, and other academic measures.

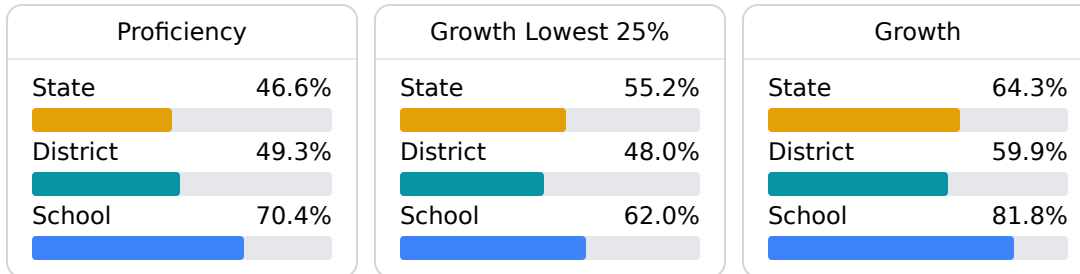
Math

Measurements of student performance on the statewide math assessment.



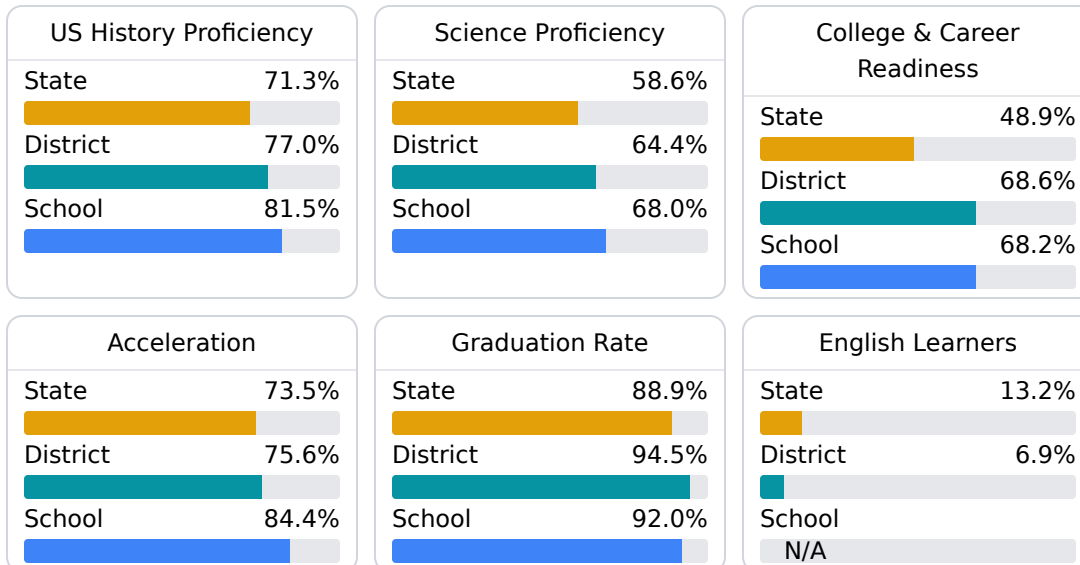
English

Measurements of student performance on the statewide English language arts (ELA) assessment.



Other Measures

Other measurements of student performance that factor into the accountability grade.



Teacher Data

29.4

Teachers



83.6%

Experienced Teachers

0.0%

Provisional Teachers

98.5%

In-Field Teachers

Detailed Assessment and Other Data

Student Performance

The following information shows each level of student performance on statewide assessments.

Math

| Level 1 | Level 2 | Level 3 | Level 4 | Level 5 |
|----------------|-----------------|-----------------|-----------------|-----------------|
| State 0-10% | State 11-20% | State 21-30% | State 31-40% | State 11-20% |
| District 0-10% | District 11-20% | District 21-30% | District 31-40% | District 11-20% |
| School 0-10% | School 0-10% | School 21-30% | School 51-60% | School 11-20% |
| Minimal | Basic | Passing | Proficient | Advanced |

English

| Level 1 | Level 2 | Level 3 | Level 4 | Level 5 |
|---------------|----------------|----------------|----------------|----------------|
| State 8.3% | State 17.0% | State 29.7% | State 29.3% | State 15.7% |
| District 5.9% | District 15.8% | District 31.2% | District 33.0% | District 14.0% |
| School 5.8% | School 10.6% | School 18.3% | School 35.6% | School 29.8% |
| Minimal | Basic | Passing | Proficient | Advanced |

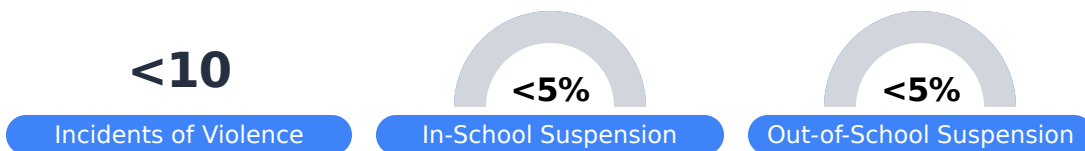
Science

| Level 1 | Level 2 | Level 3 | Level 4 | Level 5 |
|---------------|---------------|----------------|----------------|----------------|
| State 11.4% | State 11.9% | State 20.8% | State 33.6% | State 22.3% |
| District 8.4% | District 8.1% | District 23.4% | District 39.4% | District 20.7% |
| School 7.5% | School 10.3% | School 22.4% | School 40.2% | School 19.6% |
| Minimal | Basic | Passing | Proficient | Advanced |

Student Assessment Participation



Discipline



Other Data



20.6%

Chronic Absenteeism



\$13,015.69

Per-Pupil Expenditure



69.2%

Post-Secondary Enrollment



63.1%

Advanced Course Participation