



## Kossuth High School

Alcorn School District



15 CR 604  
Corinth, MS 38834



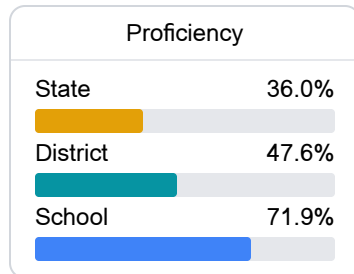
Brian Johnson  
[bjohnson@alcornschools.org](mailto:bjohnson@alcornschools.org)

### School Accountability Grade Components

Mississippi's accountability system assigns "A" through "F" letter grades for schools and districts. Grades are based on student achievement, student growth, student participation in testing, and other academic measures. COVID - 19 pandemic disruptions continue to be reflected in 2021 - 2022 accountability data, particularly growth data.

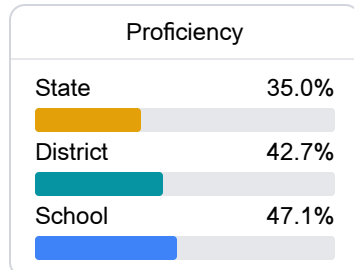
#### Math

Measurements of student performance on the statewide math assessment.



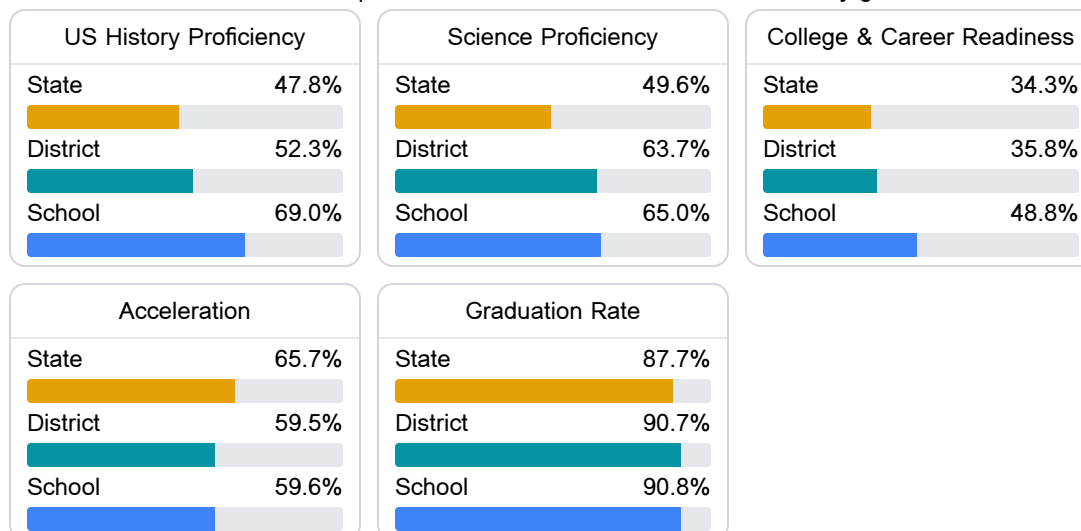
#### English

Measurements of student performance on the statewide English language arts (ELA) assessment.



#### Other Measures

Other measurements of student performance that factor into the accountability grade.



### Teacher Data

30.9

Teachers



94.4%

Experienced Teachers

0.9%

Provisional Teachers

98.5%

In-Field Teachers

## Detailed Assessment and Other Data

## Student Performance

The following information shows each level of student performance on statewide assessments.

## Math

Level 1		Level 2		Level 3		Level 4		Level 5	
State	11.6%	State	24.2%	State	29.5%	State	24.8%	State	9.9%
District	5.2%	District	17.6%	District	33.2%	District	32.3%	District	11.7%
School	N/A	School	9.1%	School	35.1%	School	50.7%	School	5.2%
Minimal		Basic		Passing		Proficient		Advanced	

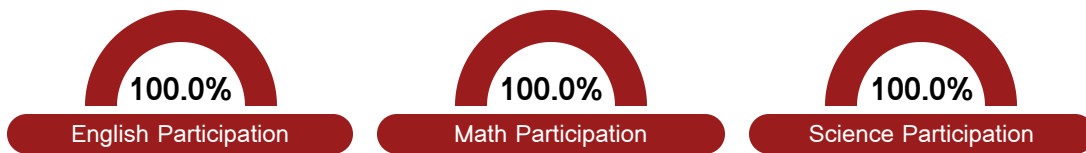
## English

Level 1		Level 2		Level 3		Level 4		Level 5	
State	10.8%	State	23.1%	State	31.8%	State	24.6%	State	9.7%
District	6.1%	District	20.4%	District	32.7%	District	28.7%	District	12.1%
School	7.7%	School	17.6%	School	30.8%	School	24.2%	School	19.8%
Minimal		Basic		Passing		Proficient		Advanced	

## Science

Level 1		Level 2		Level 3		Level 4		Level 5	
State	13.8%	State	14.5%	State	23.4%	State	32.7%	State	15.7%
District	7.5%	District	8.6%	District	20.4%	District	45.3%	District	18.2%
School	6.4%	School	7.3%	School	17.3%	School	50.9%	School	18.2%
Minimal		Basic		Passing		Proficient		Advanced	

## Student Assessment Participation



## Discipline



\* Source: 2017-2018 Civil Rights Data Collection

## Other Data



15.4 %

Chronic Absenteeism



\$12,094.66

Per-Pupil Expenditure



66.1 %

Post-Secondary Enrollment



46.4%

Advanced Course Participation