

School Report Card 2020 - 2021

For more detailed information, please visit <https://msrc.mdek12.org>.



Alcorn Central Middle School

Alcorn School District



8A CR 254
Glen, MS 38846



Travis Smith
tsmith@alcornschoools.org

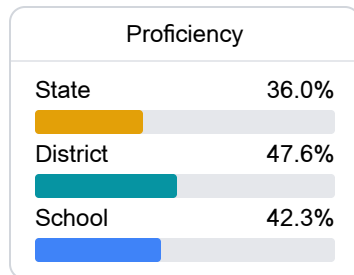
Identified for **Additional Targeted Support and Improvement**

School Accountability Grade Components

Mississippi's accountability system assigns "A" through "F" letter grades for schools and districts. Grades are based on student achievement, student growth, student participation in testing, and other academic measures. COVID - 19 pandemic disruptions continue to be reflected in 2021 - 2022 accountability data, particularly growth data.

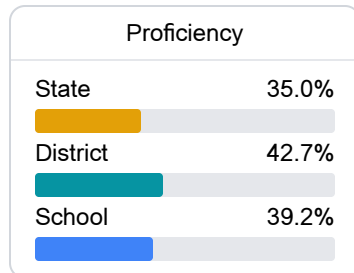
Math

Measurements of student performance on the statewide math assessment.



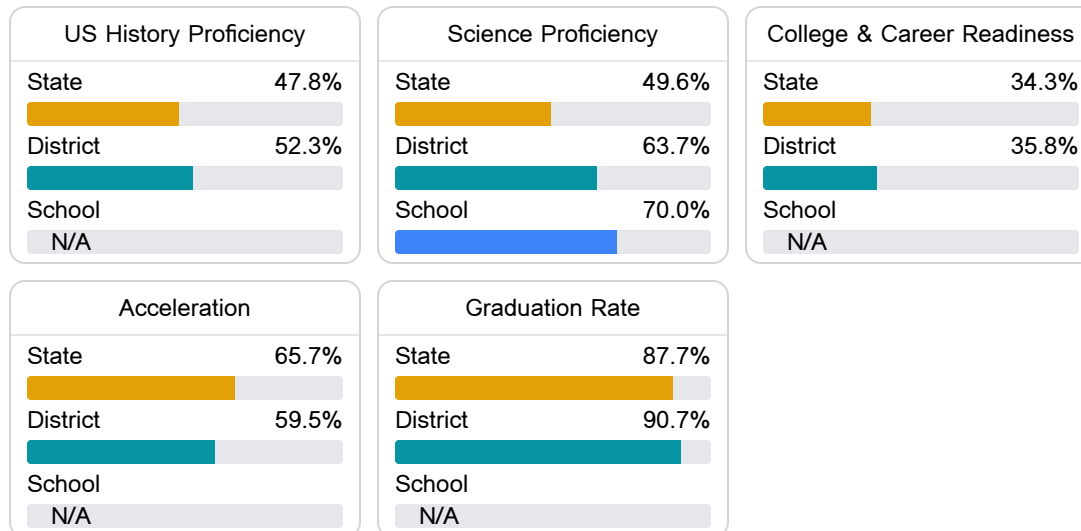
English

Measurements of student performance on the statewide English language arts (ELA) assessment.



Other Measures

Other measurements of student performance that factor into the accountability grade.



Teacher Data

31.6

Teachers



78.8%

Experienced Teachers

0.0%

Provisional Teachers

100.0%

In-Field Teachers

Detailed Assessment and Other Data

Student Performance

The following information shows each level of student performance on statewide assessments.

Math

Level 1		Level 2		Level 3		Level 4		Level 5	
State	11.6%	State	24.2%	State	29.5%	State	24.8%	State	9.9%
District	5.2%	District	17.6%	District	33.2%	District	32.3%	District	11.7%
School	5.9%	School	20.4%	School	33.1%	School	30.7%	School	10.0%
Minimal		Basic		Passing		Proficient		Advanced	

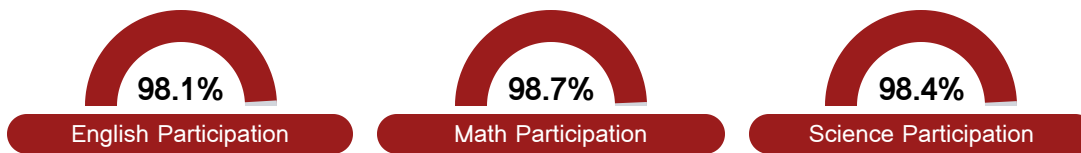
English

Level 1		Level 2		Level 3		Level 4		Level 5	
State	10.8%	State	23.1%	State	31.8%	State	24.6%	State	9.7%
District	6.1%	District	20.4%	District	32.7%	District	28.7%	District	12.1%
School	6.2%	School	20.8%	School	35.1%	School	30.5%	School	7.3%
Minimal		Basic		Passing		Proficient		Advanced	

Science

Level 1		Level 2		Level 3		Level 4		Level 5	
State	13.8%	State	14.5%	State	23.4%	State	32.7%	State	15.7%
District	7.5%	District	8.6%	District	20.4%	District	45.3%	District	18.2%
School	0-10%	School	0-10%	School	11-20%	School	41-50%	School	11-20%
Minimal		Basic		Passing		Proficient		Advanced	

Student Assessment Participation



Discipline



* Source: 2017-2018 Civil Rights Data Collection

Other Data



8.5 %

Chronic Absenteeism



\$9,092.42

Per-Pupil Expenditure