



Alcorn Central High School

Alcorn School District



8 CR 254
Glen, MS 38846



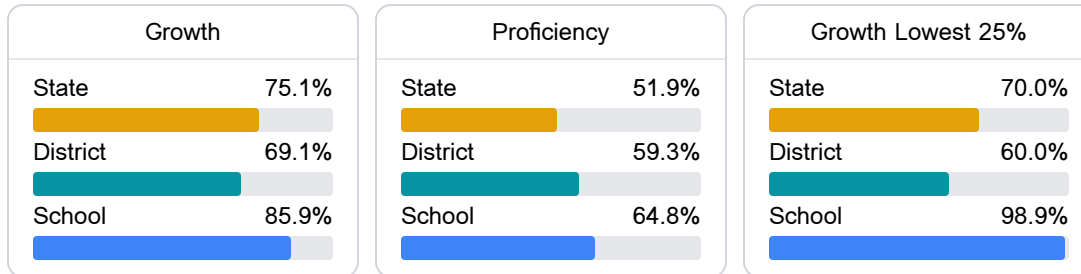
Jeremy Reece
jreece@alcornschoos.org

School Accountability Grade Components

Mississippi's accountability system assigns "A" through "F" letter grades for schools and districts. Grades are based on student achievement, student growth, student participation in testing, and other academic measures.

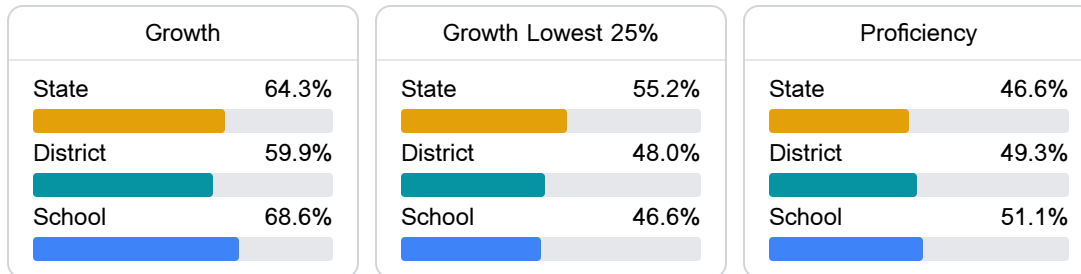
Math

Measurements of student performance on the statewide math assessment.



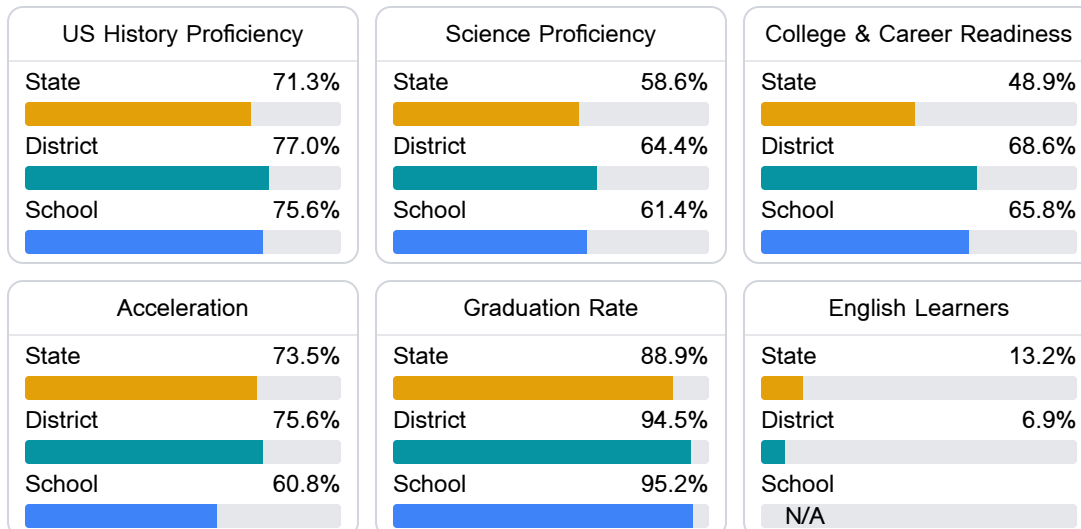
English

Measurements of student performance on the statewide English language arts (ELA) assessment.



Other Measures

Other measurements of student performance that factor into the accountability grade.



Teacher Data

29.2

Teachers



72.1%

Experienced Teachers

0.0%

Provisional Teachers

100.0%

In-Field Teachers

Detailed Assessment and Other Data

Student Performance

The following information shows each level of student performance on statewide assessments.

Math

Level 1		Level 2		Level 3		Level 4		Level 5	
State	0-10%	State	11-20%	State	21-30%	State	31-40%	State	11-20%
District	0-10%	District	11-20%	District	21-30%	District	31-40%	District	11-20%
School	N/A	School	0-10%	School	31-40%	School	51-60%	School	0-10%
Minimal		Basic		Passing		Proficient		Advanced	

English

Level 1		Level 2		Level 3		Level 4		Level 5	
State	8.3%	State	17.0%	State	29.7%	State	29.3%	State	15.7%
District	5.9%	District	15.8%	District	31.2%	District	33.0%	District	14.0%
School	7.3%	School	16.7%	School	29.2%	School	30.2%	School	16.7%
Minimal		Basic		Passing		Proficient		Advanced	

Science

Level 1		Level 2		Level 3		Level 4		Level 5	
State	11.4%	State	11.9%	State	20.8%	State	33.6%	State	22.3%
District	8.4%	District	8.1%	District	23.4%	District	39.4%	District	20.7%
School	12.0%	School	10.2%	School	25.9%	School	38.9%	School	13.0%
Minimal		Basic		Passing		Proficient		Advanced	

Student Assessment Participation



Discipline



Other Data



25.1 %

Chronic Absenteeism



\$12,604.19

Per-Pupil Expenditure



58.2 %

Post-Secondary Enrollment



37.4%

Advanced Course Participation