



## Alcorn Central High School

Alcorn School District



8 CR 254  
Glen, MS 38846



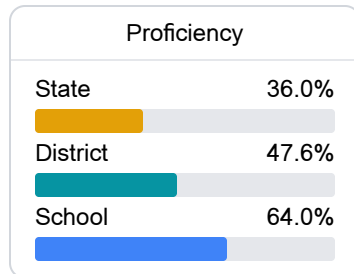
Jeremy Reece  
[jreece@alcornschoos.org](mailto:jreece@alcornschoos.org)

### School Accountability Grade Components

Mississippi's accountability system assigns "A" through "F" letter grades for schools and districts. Grades are based on student achievement, student growth, student participation in testing, and other academic measures. COVID - 19 pandemic disruptions continue to be reflected in 2021 - 2022 accountability data, particularly growth data.

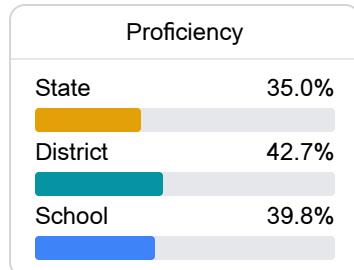
#### Math

Measurements of student performance on the statewide math assessment.



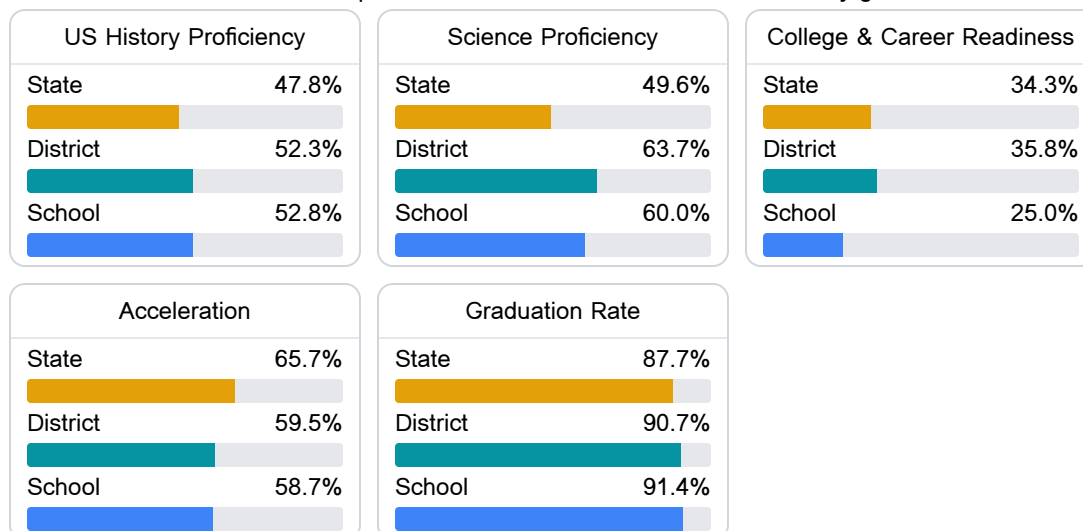
#### English

Measurements of student performance on the statewide English language arts (ELA) assessment.



#### Other Measures

Other measurements of student performance that factor into the accountability grade.



### Teacher Data

29.8

Teachers



76.4%

Experienced Teachers

1.1%

Provisional Teachers

98.9%

In-Field Teachers

## Detailed Assessment and Other Data

## Student Performance

The following information shows each level of student performance on statewide assessments.

## Math

Level 1		Level 2		Level 3		Level 4		Level 5	
State	11.6%	State	24.2%	State	29.5%	State	24.8%	State	9.9%
District	5.2%	District	17.6%	District	33.2%	District	32.3%	District	11.7%
School	0-10%	School	0-10%	School	41-50%	School	31-40%	School	0-10%
Minimal		Basic		Passing		Proficient		Advanced	

## English

Level 1		Level 2		Level 3		Level 4		Level 5	
State	10.8%	State	23.1%	State	31.8%	State	24.6%	State	9.7%
District	6.1%	District	20.4%	District	32.7%	District	28.7%	District	12.1%
School	7.1%	School	21.4%	School	33.7%	School	16.3%	School	21.4%
Minimal		Basic		Passing		Proficient		Advanced	

## Science

Level 1		Level 2		Level 3		Level 4		Level 5	
State	13.8%	State	14.5%	State	23.4%	State	32.7%	State	15.7%
District	7.5%	District	8.6%	District	20.4%	District	45.3%	District	18.2%
School	5.4%	School	12.0%	School	16.3%	School	52.2%	School	14.1%
Minimal		Basic		Passing		Proficient		Advanced	

## Student Assessment Participation



## Discipline



\* Source: 2017-2018 Civil Rights Data Collection

## Other Data



24.0 %

Chronic Absenteeism



\$11,501.90

Per-Pupil Expenditure



78.7 %

Post-Secondary Enrollment



28.9%

Advanced Course Participation