



Alcorn Central Elementary School

Alcorn School District



20 CR 254
Glen, MS 38846



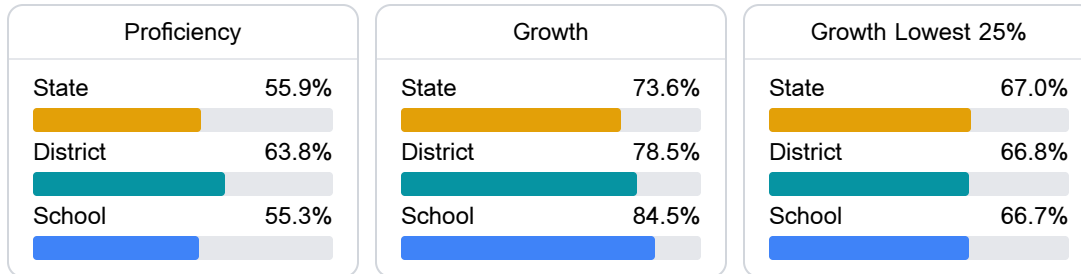
Brent Littlejohn
blittlejohn@alcornschools.org

School Accountability Grade Components

Mississippi's accountability system assigns "A" through "F" letter grades for schools and districts. Grades are based on student achievement, student growth, student participation in testing, and other academic measures.

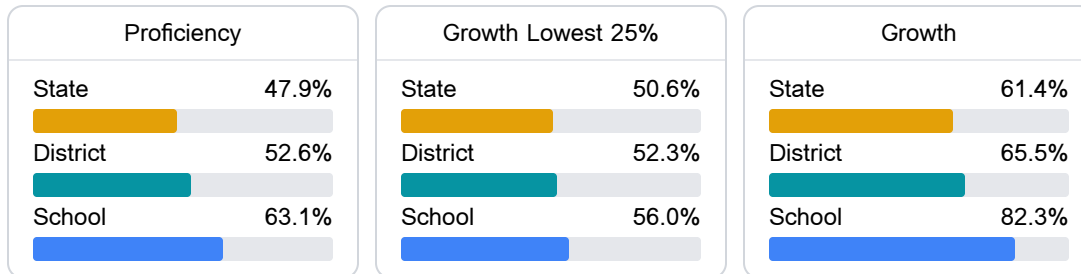
Math

Measurements of student performance on the statewide math assessment.



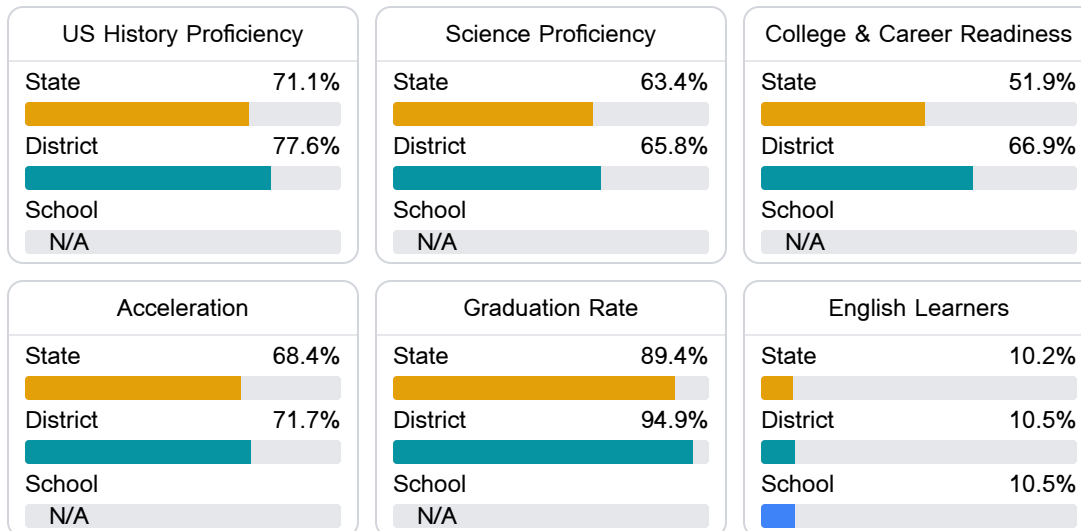
English

Measurements of student performance on the statewide English language arts (ELA) assessment.



Other Measures

Other measurements of student performance that factor into the accountability grade.



Teacher Data

37.6

Teachers



84.1%

Experienced Teachers

0.0%

Provisional Teachers

98.4%

In-Field Teachers

Detailed Assessment and Other Data

Student Performance

The following information shows each level of student performance on statewide assessments.

Math

| Level 1 | | Level 2 | | Level 3 | | Level 4 | | Level 5 | |
|----------|-------|----------|--------|----------|--------|------------|--------|----------|--------|
| State | 0-10% | State | 11-20% | State | 21-30% | State | 31-40% | State | 11-20% |
| District | 0-10% | District | 0-10% | District | 21-30% | District | 31-40% | District | 21-30% |
| School | 0-10% | School | 11-20% | School | 31-40% | School | 31-40% | School | 11-20% |
| Minimal | | Basic | | Passing | | Proficient | | Advanced | |

English

| Level 1 | | Level 2 | | Level 3 | | Level 4 | | Level 5 | |
|----------|-------|----------|--------|----------|--------|------------|--------|----------|--------|
| State | 9.1% | State | 17.9% | State | 27.3% | State | 28.8% | State | 16.9% |
| District | 5.8% | District | 13.9% | District | 30.1% | District | 33.9% | District | 16.3% |
| School | 0-10% | School | 11-20% | School | 21-30% | School | 41-50% | School | 11-20% |
| Minimal | | Basic | | Passing | | Proficient | | Advanced | |

Science

| Level 1 | | Level 2 | | Level 3 | | Level 4 | | Level 5 | |
|----------|-------|----------|-------|----------|-------|------------|-------|----------|-------|
| State | 11.2% | State | 11.0% | State | 19.5% | State | 34.8% | State | 23.5% |
| District | 7.6% | District | 9.4% | District | 22.3% | District | 39.6% | District | 21.0% |
| School | N/A | School | N/A | School | N/A | School | N/A | School | N/A |
| Minimal | | Basic | | Passing | | Proficient | | Advanced | |

Student Assessment Participation



Discipline



Other Data

