



Alcorn Central Elementary School

Alcorn School District



20 CR 254
Glen, MS 38846



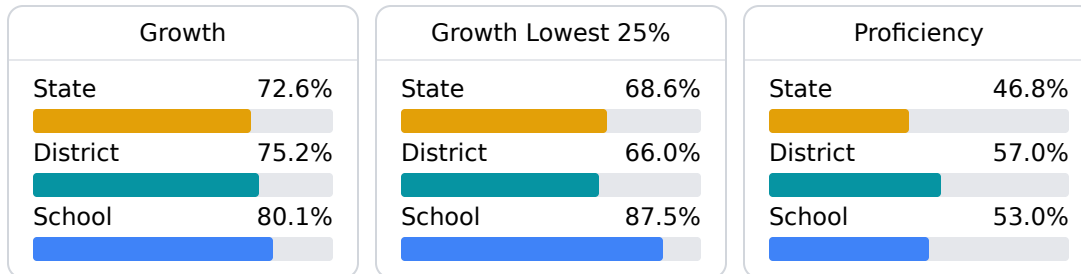
Brent Littlejohn
blittlejohn@alcornschoools.org

School Accountability Grade Components

Mississippi's accountability system assigns "A" through "F" letter grades for schools and districts. Grades are based on student achievement, student growth, student participation in testing, and other academic measures. COVID - 19 pandemic disruptions continue to be reflected in 2021 - 2022 accountability data, particularly growth data.

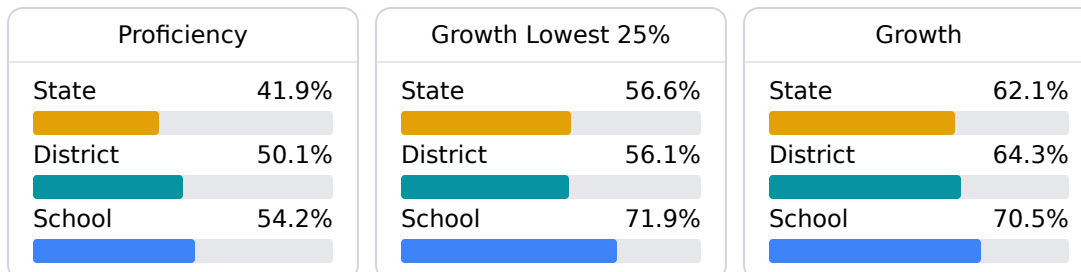
Math

Measurements of student performance on the statewide math assessment.



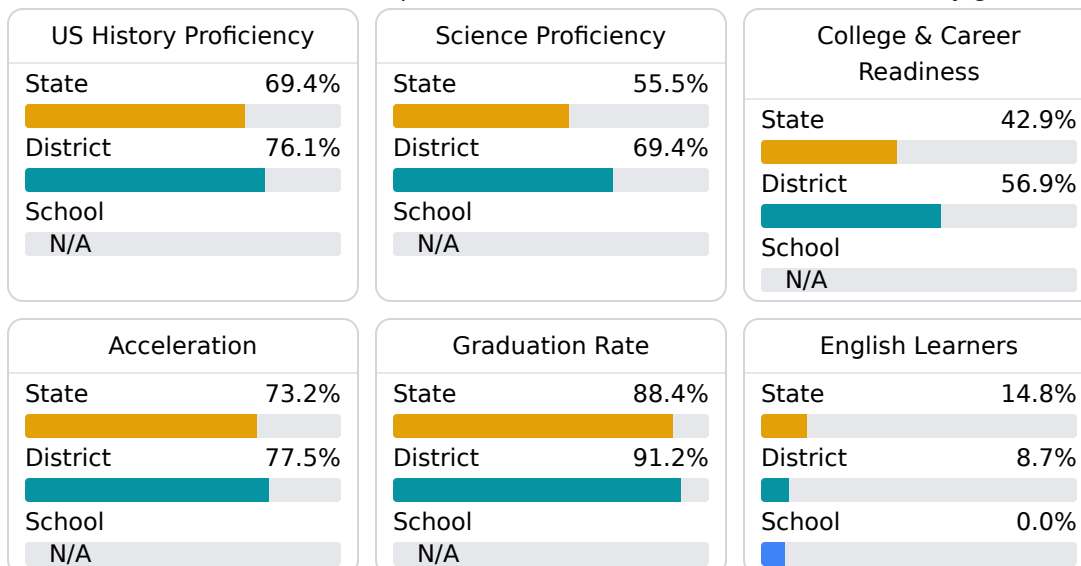
English

Measurements of student performance on the statewide English language arts (ELA) assessment.



Other Measures

Other measurements of student performance that factor into the accountability grade.



Teacher Data

35.8

Teachers



80.1%

Experienced Teachers

0.0%

Provisional Teachers

100.0%

In-Field Teachers

Detailed Assessment and Other Data

Student Performance

The following information shows each level of student performance on statewide assessments.

Math

Level 1	Level 2	Level 3	Level 4	Level 5
State 7.0%	State 19.3%	State 27.3%	State 31.5%	State 15.0%
District 0-10%	District 11-20%	District 21-30%	District 31-40%	District 11-20%
School 5.3%	School 14.7%	School 30.0%	School 35.3%	School 14.7%
Minimal	Basic	Passing	Proficient	Advanced

English

Level 1	Level 2	Level 3	Level 4	Level 5
State 8.6%	State 18.9%	State 31.3%	State 29.1%	State 12.1%
District 5.2%	District 14.4%	District 32.5%	District 35.5%	District 12.4%
School 0-10%	School 11-20%	School 21-30%	School 41-50%	School 0-10%
Minimal	Basic	Passing	Proficient	Advanced

Science

Level 1	Level 2	Level 3	Level 4	Level 5
State 11.0%	State 12.4%	State 22.5%	State 34.7%	State 19.4%
District 0-10%	District 0-10%	District 21-30%	District 41-50%	District 21-30%
School N/A	School N/A	School N/A	School N/A	School N/A
Minimal	Basic	Passing	Proficient	Advanced

Student Assessment Participation

99.4%

Math Participation

99.4%

English Participation

Discipline

<10

Incidents of Violence

<5%

Out-of-School Suspension

Other Data



11.1%

Chronic Absenteeism



\$9,133.41

Per-Pupil Expenditure