



Biggersville High School

Alcorn School District



571 Highway 45 S
Corinth, MS 38834



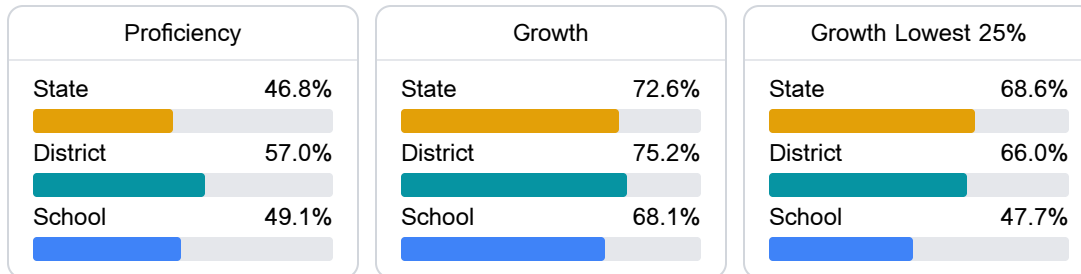
Sam Roberts
sroberts@alcornschools.org

School Accountability Grade Components

Mississippi's accountability system assigns "A" through "F" letter grades for schools and districts. Grades are based on student achievement, student growth, student participation in testing, and other academic measures. COVID - 19 pandemic disruptions continue to be reflected in 2021 - 2022 accountability data, particularly growth data.

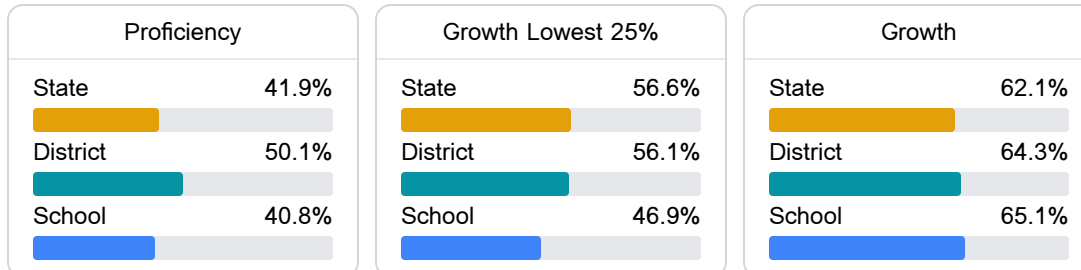
Math

Measurements of student performance on the statewide math assessment.



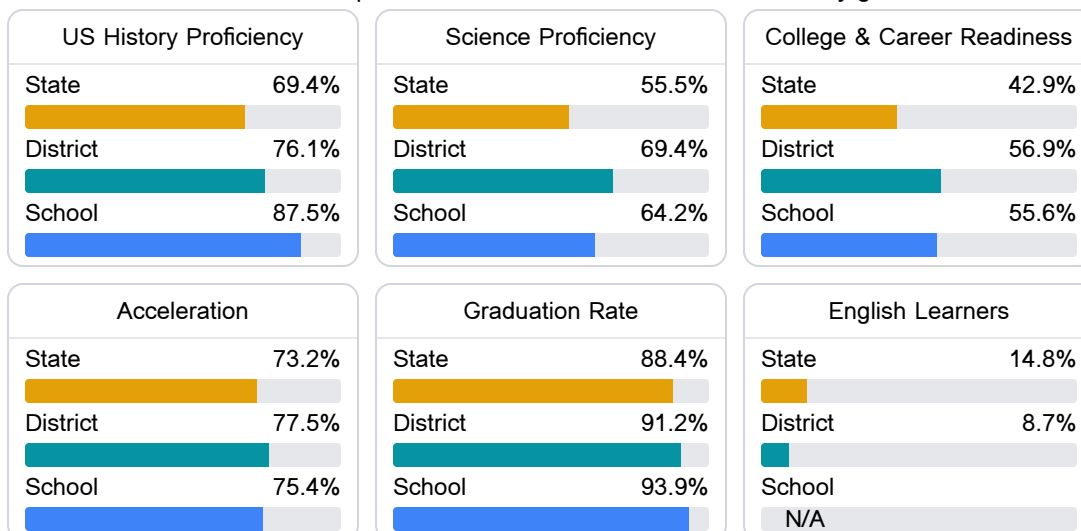
English

Measurements of student performance on the statewide English language arts (ELA) assessment.



Other Measures

Other measurements of student performance that factor into the accountability grade.



Teacher Data

21.3

Teachers



86.3%

Experienced Teachers

5.2%

Provisional Teachers

99.4%

In-Field Teachers

Detailed Assessment and Other Data

Student Performance

The following information shows each level of student performance on statewide assessments.

Math

Level 1		Level 2		Level 3		Level 4		Level 5	
State	7.0%	State	19.3%	State	27.3%	State	31.5%	State	15.0%
District	0-10%	District	11-20%	District	21-30%	District	31-40%	District	11-20%
School	7.6%	School	17.8%	School	27.1%	School	32.2%	School	15.3%
Minimal		Basic		Passing		Proficient		Advanced	

English

Level 1		Level 2		Level 3		Level 4		Level 5	
State	8.6%	State	18.9%	State	31.3%	State	29.1%	State	12.1%
District	5.2%	District	14.4%	District	32.5%	District	35.5%	District	12.4%
School	10.3%	School	14.7%	School	34.6%	School	27.2%	School	13.2%
Minimal		Basic		Passing		Proficient		Advanced	

Science

Level 1		Level 2		Level 3		Level 4		Level 5	
State	11.0%	State	12.4%	State	22.5%	State	34.7%	State	19.4%
District	0-10%	District	0-10%	District	21-30%	District	41-50%	District	21-30%
School	7.1%	School	7.1%	School	22.9%	School	45.7%	School	17.1%
Minimal		Basic		Passing		Proficient		Advanced	

Student Assessment Participation



Discipline



Other Data



19.8 %

Chronic Absenteeism



\$13,660.51

Per-Pupil Expenditure



75.0 %

Post-Secondary Enrollment



57.0%

Advanced Course Participation