

B Biggersville High School

Alcorn School District



571 Highway 45 S
Corinth, MS 38834



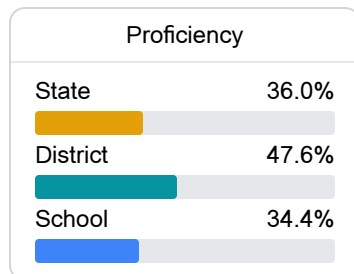
Sam Roberts
sroberts@alcornschools.org

School Accountability Grade Components

Mississippi's accountability system assigns "A" through "F" letter grades for schools and districts. Grades are based on student achievement, student growth, student participation in testing, and other academic measures. COVID - 19 pandemic disruptions continue to be reflected in 2021 - 2022 accountability data, particularly growth data.

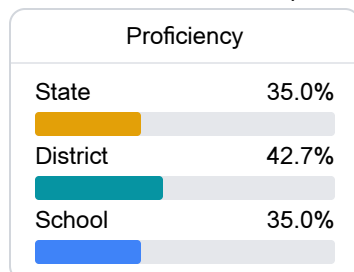
Math

Measurements of student performance on the statewide math assessment.



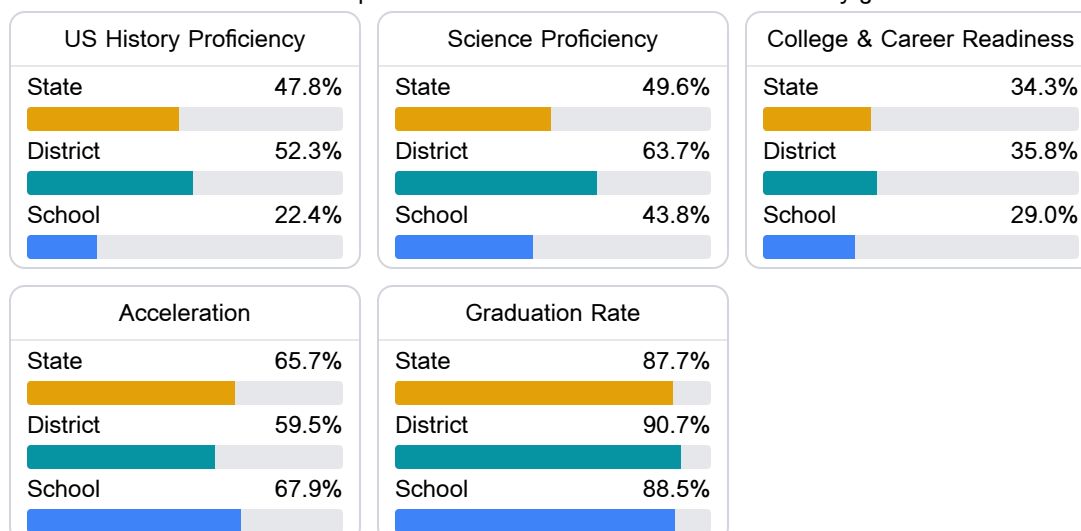
English

Measurements of student performance on the statewide English language arts (ELA) assessment.



Other Measures

Other measurements of student performance that factor into the accountability grade.



Teacher Data

21.5

Teachers



88.7%

Experienced Teachers

6.2%

Provisional Teachers

95.4%

In-Field Teachers

Detailed Assessment and Other Data

Student Performance

The following information shows each level of student performance on statewide assessments.

Math

Level 1		Level 2		Level 3		Level 4		Level 5	
State	11.6%	State	24.2%	State	29.5%	State	24.8%	State	9.9%
District	5.2%	District	17.6%	District	33.2%	District	32.3%	District	11.7%
School	8.3%	School	26.5%	School	38.0%	School	19.0%	School	8.3%
Minimal		Basic		Passing		Proficient		Advanced	

English

Level 1		Level 2		Level 3		Level 4		Level 5	
State	10.8%	State	23.1%	State	31.8%	State	24.6%	State	9.7%
District	6.1%	District	20.4%	District	32.7%	District	28.7%	District	12.1%
School	9.2%	School	26.9%	School	29.4%	School	23.5%	School	10.9%
Minimal		Basic		Passing		Proficient		Advanced	

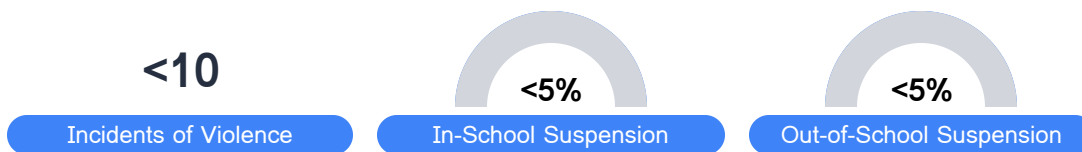
Science

Level 1		Level 2		Level 3		Level 4		Level 5	
State	13.8%	State	14.5%	State	23.4%	State	32.7%	State	15.7%
District	7.5%	District	8.6%	District	20.4%	District	45.3%	District	18.2%
School	22.6%	School	11.9%	School	27.4%	School	32.1%	School	6.0%
Minimal		Basic		Passing		Proficient		Advanced	

Student Assessment Participation



Discipline



* Source: 2017-2018 Civil Rights Data Collection

Other Data



10.2 %

Chronic Absenteeism



\$13,789.92

Per-Pupil Expenditure



70.8 %

Post-Secondary Enrollment



34.4%

Advanced Course Participation