



Biggersville Elementary

Alcorn School District



571 A Highway 45 South
Corinth, MS 38834



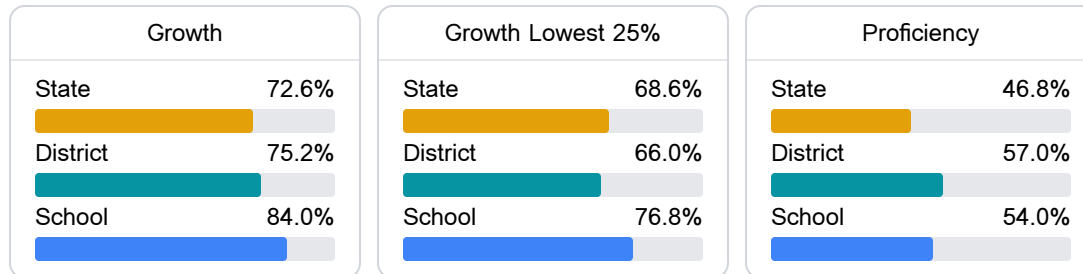
Riley Bennett
rbennett@alcornschools.org

School Accountability Grade Components

Mississippi's accountability system assigns "A" through "F" letter grades for schools and districts. Grades are based on student achievement, student growth, student participation in testing, and other academic measures. COVID - 19 pandemic disruptions continue to be reflected in 2021 - 2022 accountability data, particularly growth data.

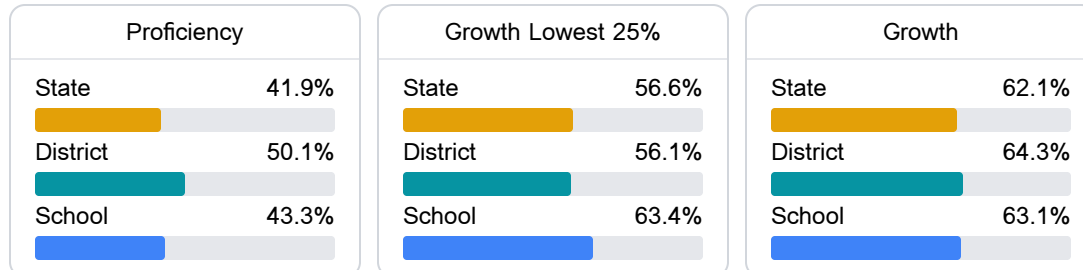
Math

Measurements of student performance on the statewide math assessment.



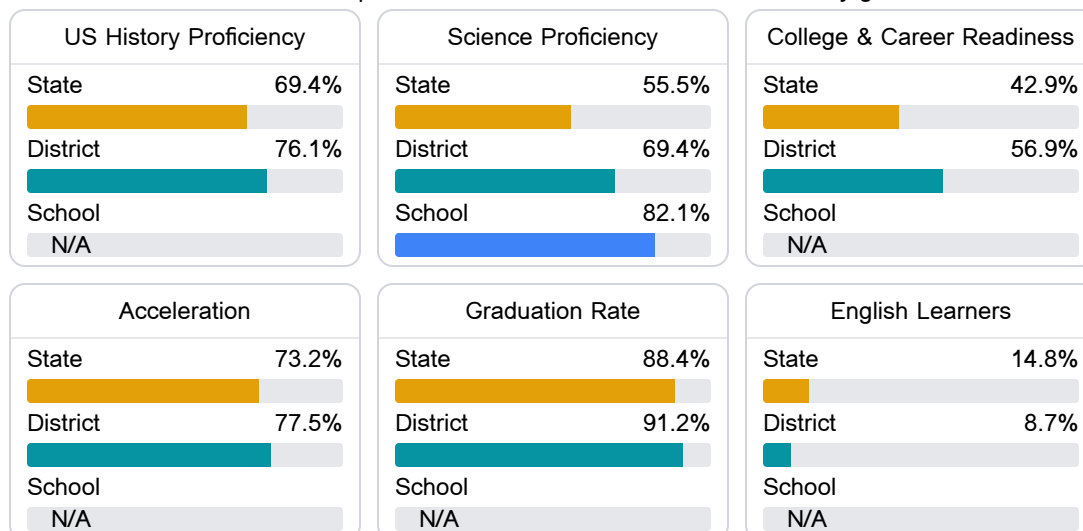
English

Measurements of student performance on the statewide English language arts (ELA) assessment.



Other Measures

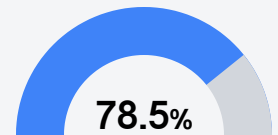
Other measurements of student performance that factor into the accountability grade.



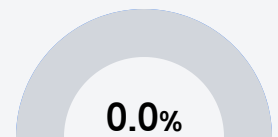
Teacher Data

22.5

Teachers



Experienced Teachers



Provisional Teachers



In-Field Teachers

Detailed Assessment and Other Data

Student Performance

The following information shows each level of student performance on statewide assessments.

Math

| Level 1 | Level 2 | Level 3 | Level 4 | Level 5 |
|----------------|-----------------|-----------------|-----------------|-----------------|
| State 7.0% | State 19.3% | State 27.3% | State 31.5% | State 15.0% |
| District 0-10% | District 11-20% | District 21-30% | District 31-40% | District 11-20% |
| School 0-10% | School 0-10% | School 31-40% | School 31-40% | School 11-20% |
| Minimal | Basic | Passing | Proficient | Advanced |

English

| Level 1 | Level 2 | Level 3 | Level 4 | Level 5 |
|---------------|----------------|----------------|----------------|----------------|
| State 8.6% | State 18.9% | State 31.3% | State 29.1% | State 12.1% |
| District 5.2% | District 14.4% | District 32.5% | District 35.5% | District 12.4% |
| School 6.4% | School 18.6% | School 33.3% | School 35.9% | School 5.8% |
| Minimal | Basic | Passing | Proficient | Advanced |

Science

| Level 1 | Level 2 | Level 3 | Level 4 | Level 5 |
|----------------|----------------|-----------------|-----------------|-----------------|
| State 11.0% | State 12.4% | State 22.5% | State 34.7% | State 19.4% |
| District 0-10% | District 0-10% | District 21-30% | District 41-50% | District 21-30% |
| School 0-10% | School N/A | School 21-30% | School 41-50% | School 31-40% |
| Minimal | Basic | Passing | Proficient | Advanced |

Student Assessment Participation



Discipline

Other Data



17.1 %

Chronic Absenteeism



\$9,145.03

Per-Pupil Expenditure