



## Susie B West Elementary School

Natchez-Adams School District



161 LEWIS DRIVE  
Natchez, MS 39120



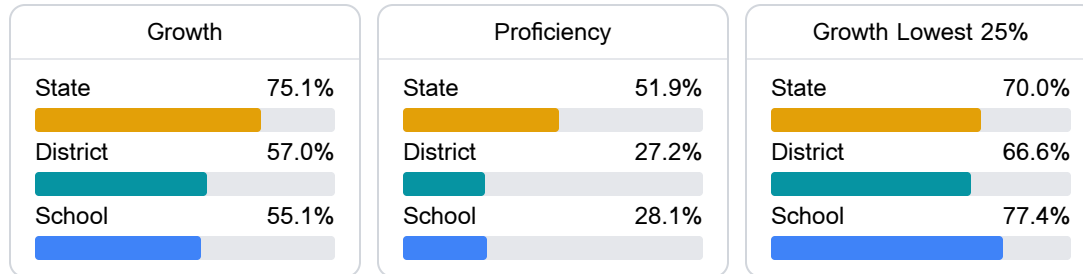
LaToya Hammett, Interim Principal  
lhammett@natchez.k12.ms.us

### School Accountability Grade Components

Mississippi's accountability system assigns "A" through "F" letter grades for schools and districts. Grades are based on student achievement, student growth, student participation in testing, and other academic measures.

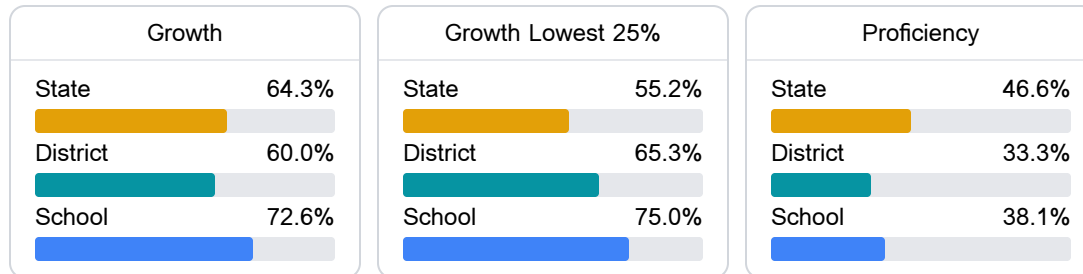
#### Math

Measurements of student performance on the statewide math assessment.



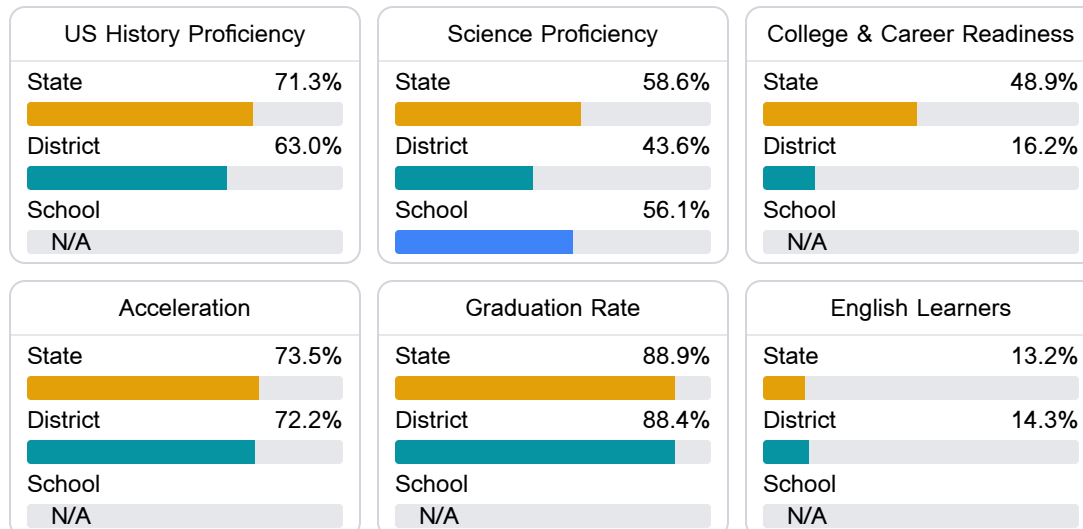
#### English

Measurements of student performance on the statewide English language arts (ELA) assessment.



#### Other Measures

Other measurements of student performance that factor into the accountability grade.



### Teacher Data

29.4

Teachers



69.7%

Experienced Teachers

13.3%

Provisional Teachers

77.4%

In-Field Teachers

## Detailed Assessment and Other Data

## Student Performance

The following information shows each level of student performance on statewide assessments.

## Math

Level 1		Level 2		Level 3		Level 4		Level 5	
State	0-10%	State	11-20%	State	21-30%	State	31-40%	State	11-20%
District	9.0%	District	27.8%	District	37.7%	District	20.6%	District	5.0%
School	7.7%	School	29.0%	School	37.9%	School	17.8%	School	7.7%
Minimal		Basic		Passing		Proficient		Advanced	

## English

Level 1		Level 2		Level 3		Level 4		Level 5	
State	8.3%	State	17.0%	State	29.7%	State	29.3%	State	15.7%
District	12.2%	District	24.0%	District	33.7%	District	21.9%	District	8.2%
School	11.8%	School	24.3%	School	28.4%	School	28.4%	School	7.1%
Minimal		Basic		Passing		Proficient		Advanced	

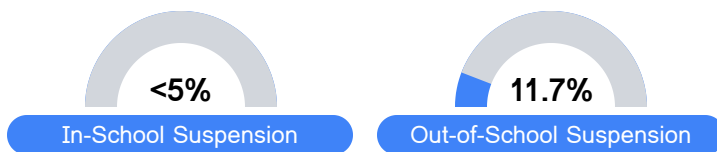
## Science

Level 1		Level 2		Level 3		Level 4		Level 5	
State	11.4%	State	11.9%	State	20.8%	State	33.6%	State	22.3%
District	17.2%	District	16.6%	District	27.6%	District	29.1%	District	9.5%
School	9.7%	School	8.1%	School	32.3%	School	37.1%	School	12.9%
Minimal		Basic		Passing		Proficient		Advanced	

## Student Assessment Participation



## Discipline



## Other Data



21.6%

Chronic Absenteeism



\$14,386.41

Per-Pupil Expenditure