



Natchez Freshman Academy

Natchez-Adams School District



208 Lynda Lee Drive
Natchez, MS 39120



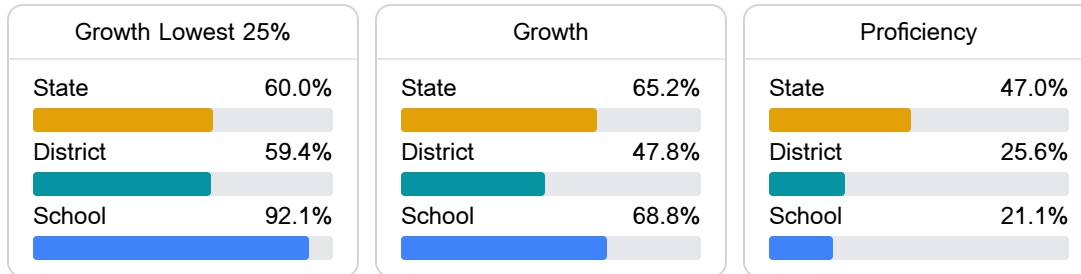
Larry Hooper
lhooper@natchez.k12.ms.us

School Accountability Grade Components

Mississippi's accountability system assigns "A" through "F" letter grades for schools and districts. Grades are based on student achievement, student growth, student participation in testing, and other academic measures.

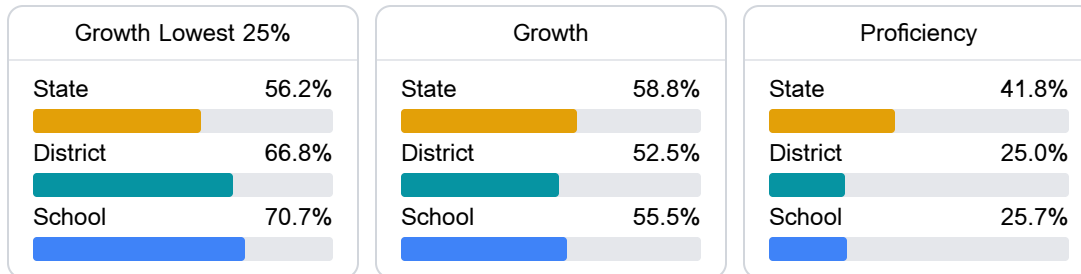
Math

Measurements of student performance on the statewide math assessment.



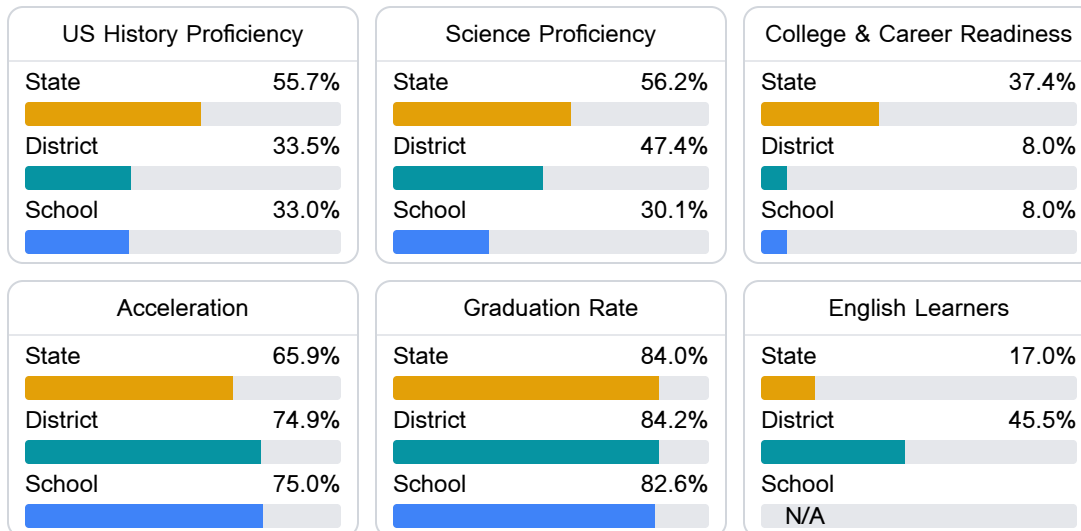
English

Measurements of student performance on the statewide English language arts (ELA) assessment.



Other Measures

Other measurements of student performance that factor into the accountability grade.



Teacher Data

15.2

Teachers



79.9%

Experienced Teachers

15.4%

Provisional Teachers

91.2%

In-Field Teachers

Detailed Assessment and Other Data

Student Performance

The following information shows each level of student performance on statewide assessments.

Math

Level 1		Level 2		Level 3		Level 4		Level 5	
State	5.6%	State	17.7%	State	31.2%	State	31.3%	State	14.1%
District	0-10%	District	21-30%	District	31-40%	District	11-20%	District	0-10%
School	N/A	School	N/A	School	N/A	School	N/A	School	N/A
Minimal		Basic		Passing		Proficient		Advanced	

English

Level 1		Level 2		Level 3		Level 4		Level 5	
State	6.8%	State	19.6%	State	33.5%	State	28.9%	State	11.2%
District	0-10%	District	31-40%	District	31-40%	District	11-20%	District	0-10%
School	N/A	School	N/A	School	N/A	School	N/A	School	N/A
Minimal		Basic		Passing		Proficient		Advanced	

Science

Level 1		Level 2		Level 3		Level 4		Level 5	
State	10.3%	State	13.6%	State	23.4%	State	36.0%	State	16.7%
District	11-20%	District	21-30%	District	31-40%	District	21-30%	District	0-10%
School	N/A	School	N/A	School	N/A	School	N/A	School	N/A
Minimal		Basic		Passing		Proficient		Advanced	

Discipline

<10

Incidents of Violence

48.2%

In-School Suspension

25.4%

Out-of-School Suspension

<5%

Expulsions

* Source: 2017-2018 Civil Rights Data Collection

Other Data



20.9%

Chronic Absenteeism



\$12,136.26

Per-Pupil Expenditure