



Natchez High School

Natchez-Adams School District



1221 Martin Luther King, Jr.Rd
Natchez, MS 39120



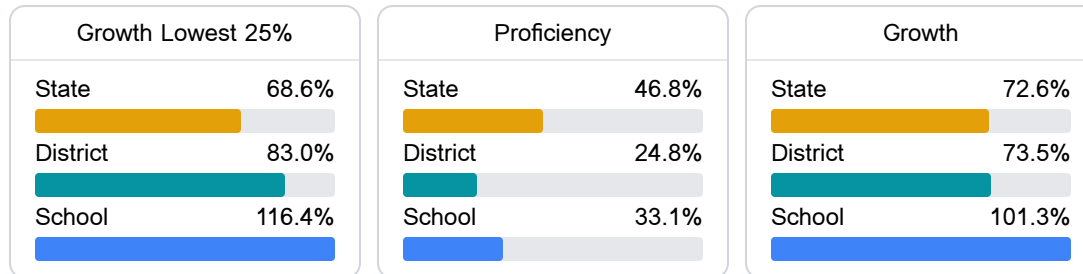
Angela Reynolds
angreynolds@natchez.k12.ms.us

School Accountability Grade Components

Mississippi's accountability system assigns "A" through "F" letter grades for schools and districts. Grades are based on student achievement, student growth, student participation in testing, and other academic measures. COVID - 19 pandemic disruptions continue to be reflected in 2021 - 2022 accountability data, particularly growth data.

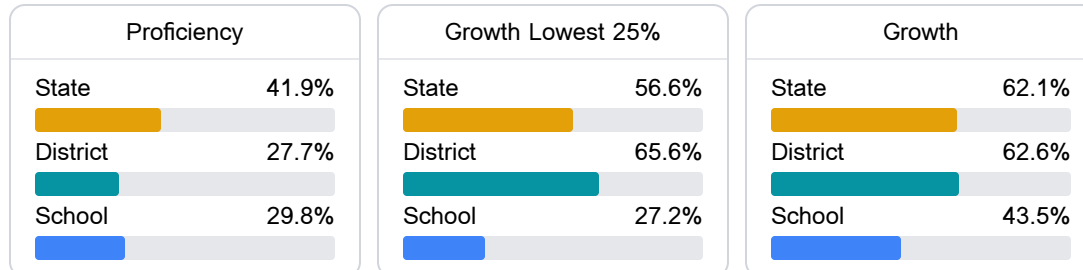
Math

Measurements of student performance on the statewide math assessment.



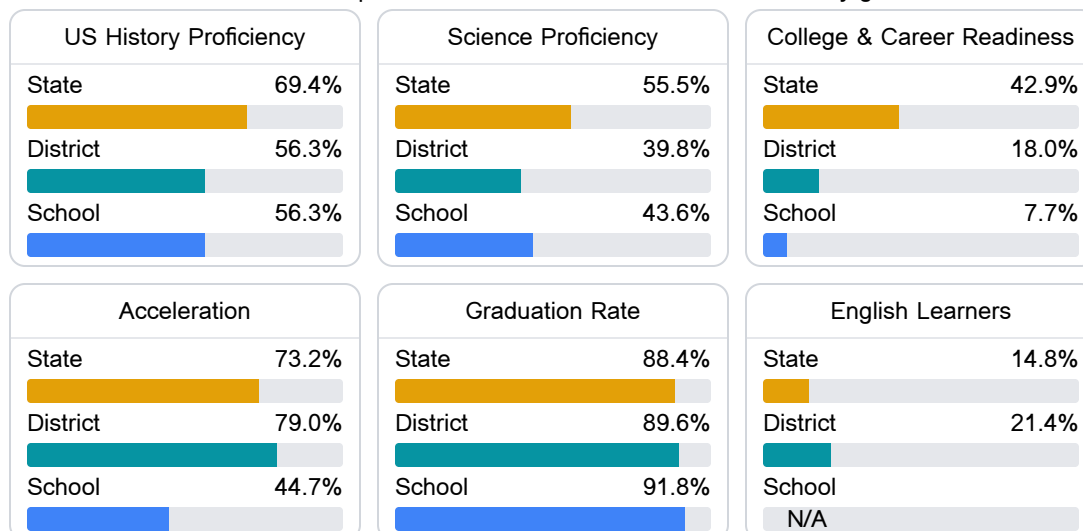
English

Measurements of student performance on the statewide English language arts (ELA) assessment.



Other Measures

Other measurements of student performance that factor into the accountability grade.



Teacher Data

37.5

Teachers



74.3%

Experienced Teachers

16.4%

Provisional Teachers

93.1%

In-Field Teachers

Detailed Assessment and Other Data

Student Performance

The following information shows each level of student performance on statewide assessments.

Math

Level 1		Level 2		Level 3		Level 4		Level 5	
State	7.0%	State	19.3%	State	27.3%	State	31.5%	State	15.0%
District	0-10%	District	31-40%	District	31-40%	District	11-20%	District	0-10%
School	N/A	School	56.3%	School	37.5%	School	6.3%	School	N/A
Minimal		Basic		Passing		Proficient		Advanced	

English

Level 1		Level 2		Level 3		Level 4		Level 5	
State	8.6%	State	18.9%	State	31.3%	State	29.1%	State	12.1%
District	11-20%	District	21-30%	District	31-40%	District	21-30%	District	0-10%
School	11-20%	School	21-30%	School	31-40%	School	11-20%	School	0-10%
Minimal		Basic		Passing		Proficient		Advanced	

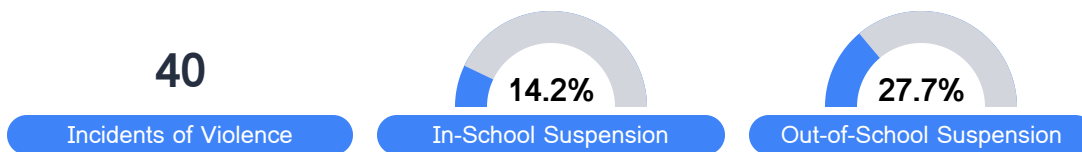
Science

Level 1		Level 2		Level 3		Level 4		Level 5	
State	11.0%	State	12.4%	State	22.5%	State	34.7%	State	19.4%
District	14.8%	District	17.3%	District	30.4%	District	29.4%	District	8.2%
School	27.8%	School	11.1%	School	38.9%	School	22.2%	School	N/A
Minimal		Basic		Passing		Proficient		Advanced	

Student Assessment Participation



Discipline



Other Data



35.3 %

Chronic Absenteeism



\$16,643.56

Per-Pupil Expenditure



48.1 %

Post-Secondary Enrollment



24.2%

Advanced Course Participation