

## Joseph L Frazier Elementary

Natchez-Adams School District

1445 George F. West Boulevard  
Natchez, MS 39120

Orisha Mims  
orimims@natchez.k12.ms.us

### School Accountability Grade Components

Mississippi's accountability system assigns "A" through "F" letter grades for schools and districts. Grades are based on student achievement, student growth, student participation in testing, and other academic measures.

#### Math

Measurements of student performance on the statewide math assessment.

Proficiency		Growth		Growth Lowest 25%	
State	47.0%	State	65.2%	State	60.0%
District	25.6%	District	47.8%	District	59.4%
School	19.5%	School	42.1%	School	62.8%

#### English

Measurements of student performance on the statewide English language arts (ELA) assessment.

Growth		Proficiency		Growth Lowest 25%	
State	58.8%	State	41.8%	State	56.2%
District	52.5%	District	25.0%	District	66.8%
School	49.4%	School	15.0%	School	75.0%

#### Other Measures

Other measurements of student performance that factor into the accountability grade.

US History Proficiency		Science Proficiency		College & Career Readiness	
State	55.7%	State	56.2%	State	37.4%
District	33.5%	District	47.4%	District	8.0%
School	N/A	School	32.5%	School	N/A

Acceleration		Graduation Rate		English Learners	
State	65.9%	State	84.0%	State	17.0%
District	74.9%	District	84.2%	District	45.5%
School	N/A	School	N/A	School	N/A

### Teacher Data

33.4

Teachers



70.5%

Experienced Teachers

20.6%

Provisional Teachers

88.0%

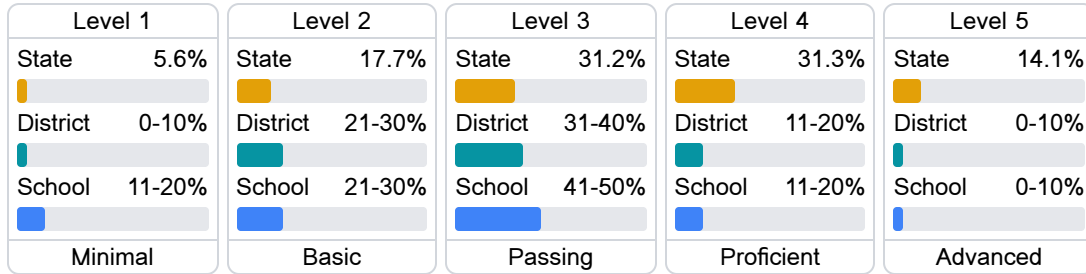
In-Field Teachers

## Detailed Assessment and Other Data

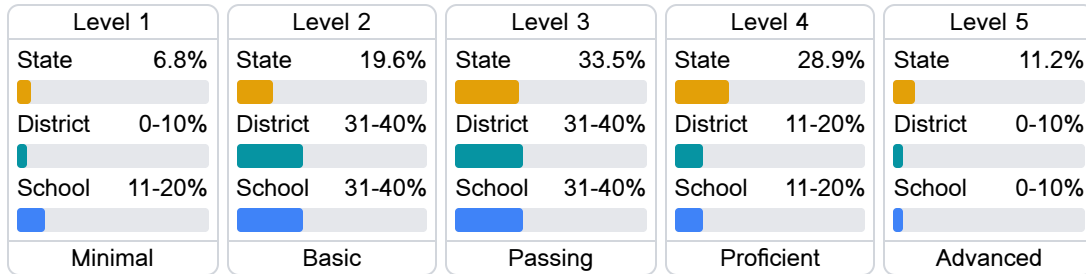
## Student Performance

The following information shows each level of student performance on statewide assessments.

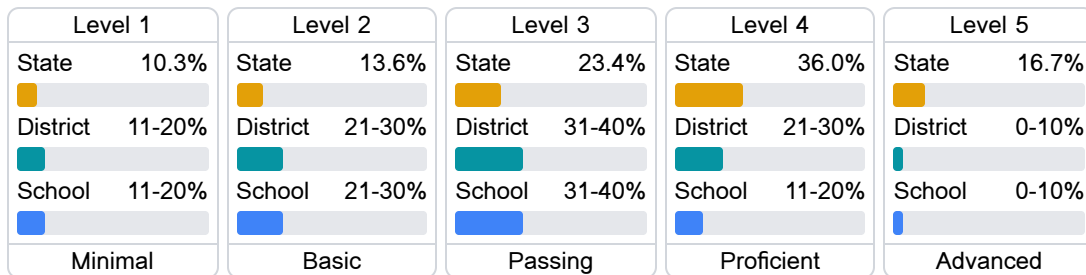
## Math




## English



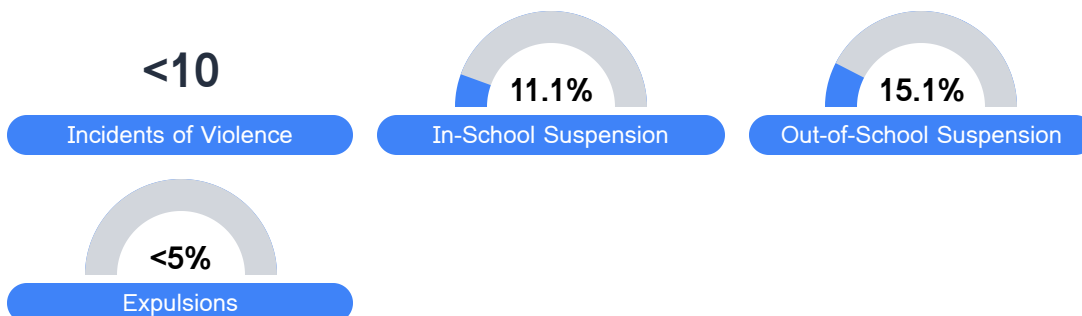
## Science



## Student Assessment Participation



## Discipline



\* Source: 2017-2018 Civil Rights Data Collection

## Other Data



11.4 %

Chronic Absenteeism



\$10,639.36

Per-Pupil Expenditure