



Robert Lewis Magnet School

Natchez-Adams School District



1221 MARTIN LUTHER KING STREET
Natchez, MS 39120



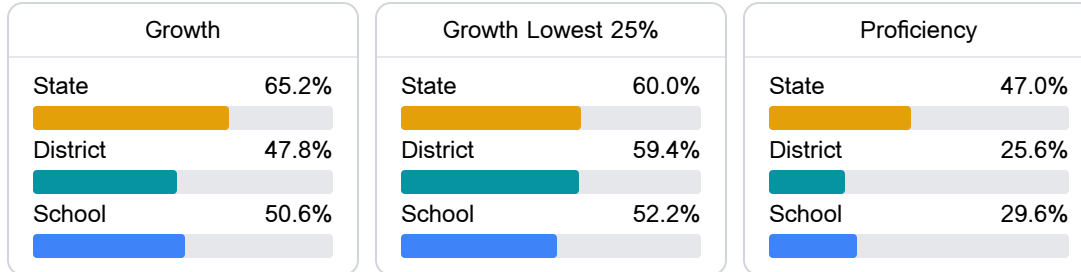
LaTanya Davis
latdavis@natchez.k12.ms.us

School Accountability Grade Components

Mississippi's accountability system assigns "A" through "F" letter grades for schools and districts. Grades are based on student achievement, student growth, student participation in testing, and other academic measures.

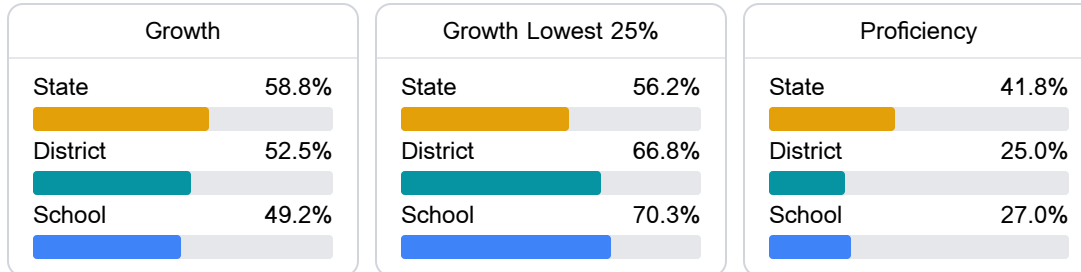
Math

Measurements of student performance on the statewide math assessment.



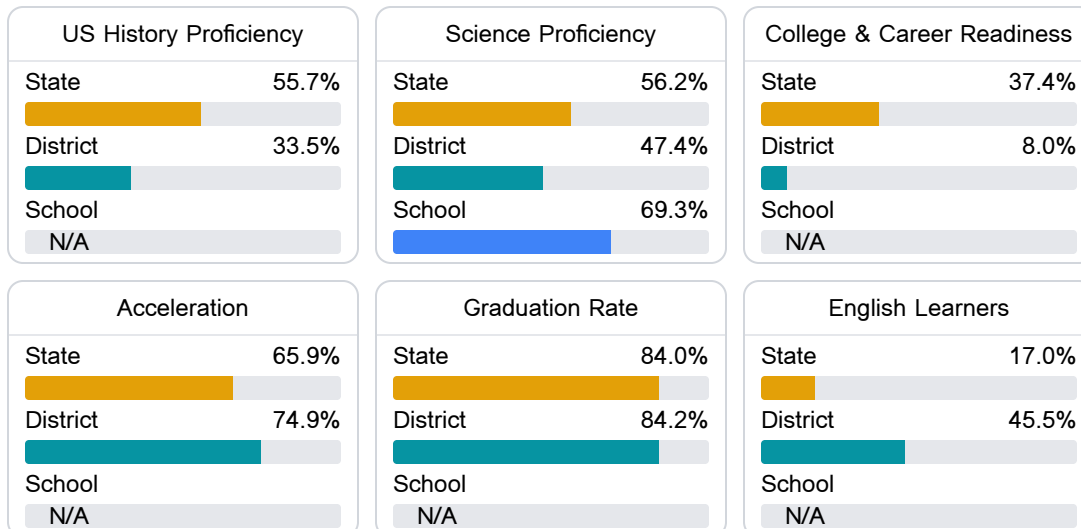
English

Measurements of student performance on the statewide English language arts (ELA) assessment.



Other Measures

Other measurements of student performance that factor into the accountability grade.



Teacher Data

21.4

Teachers



81.6%

Experienced Teachers

18.9%

Provisional Teachers

88.4%

In-Field Teachers

Detailed Assessment and Other Data

Student Performance

The following information shows each level of student performance on statewide assessments.

Math

Level 1		Level 2		Level 3		Level 4		Level 5	
State	5.6%	State	17.7%	State	31.2%	State	31.3%	State	14.1%
District	0-10%	District	21-30%	District	31-40%	District	11-20%	District	0-10%
School	11.0%	School	25.1%	School	35.8%	School	21.9%	School	6.2%
Minimal		Basic		Passing		Proficient		Advanced	

English

Level 1		Level 2		Level 3		Level 4		Level 5	
State	6.8%	State	19.6%	State	33.5%	State	28.9%	State	11.2%
District	0-10%	District	31-40%	District	31-40%	District	11-20%	District	0-10%
School	6.1%	School	25.1%	School	43.5%	School	20.3%	School	5.1%
Minimal		Basic		Passing		Proficient		Advanced	

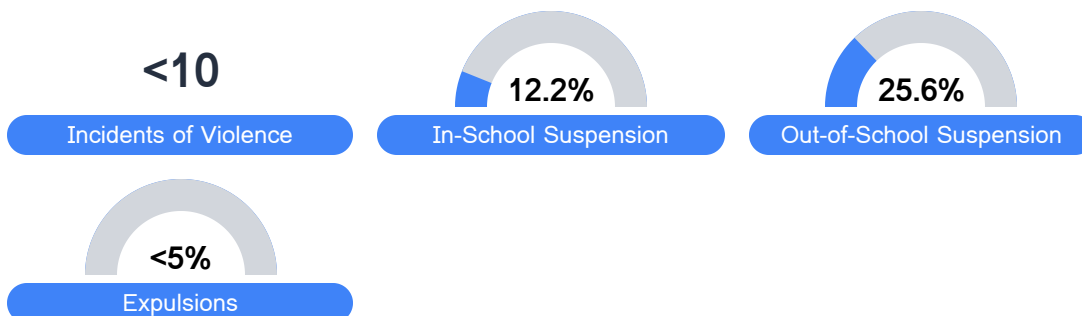
Science

Level 1		Level 2		Level 3		Level 4		Level 5	
State	10.3%	State	13.6%	State	23.4%	State	36.0%	State	16.7%
District	11-20%	District	21-30%	District	31-40%	District	21-30%	District	0-10%
School	7.8%	School	12.1%	School	30.2%	School	34.5%	School	15.5%
Minimal		Basic		Passing		Proficient		Advanced	

Student Assessment Participation



Discipline



<5%

Expulsions

* Source: 2017-2018 Civil Rights Data Collection

Other Data



16.0%

Chronic Absenteeism



\$9,793.21

Per-Pupil Expenditure