



Wayne County School District

Waynesboro, MS



1523A Sullivan Drive
Waynesboro, MS 39367



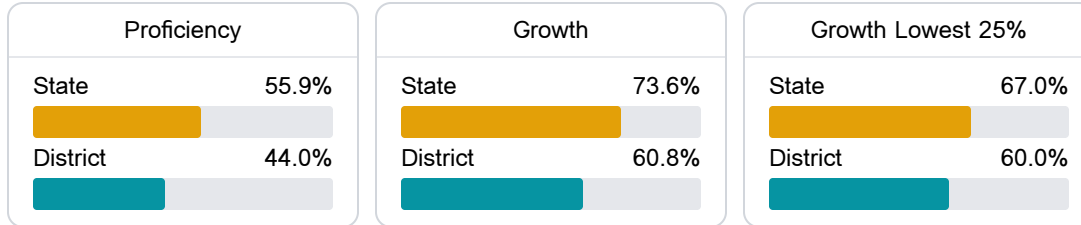
JAMES BRANCH JR
brancht@wcsdms.com

School Accountability Grade Components

Mississippi's accountability system assigns "A" through "F" letter grades for schools and districts. Grades are based on student achievement, student growth, student participation in testing, and other academic measures.

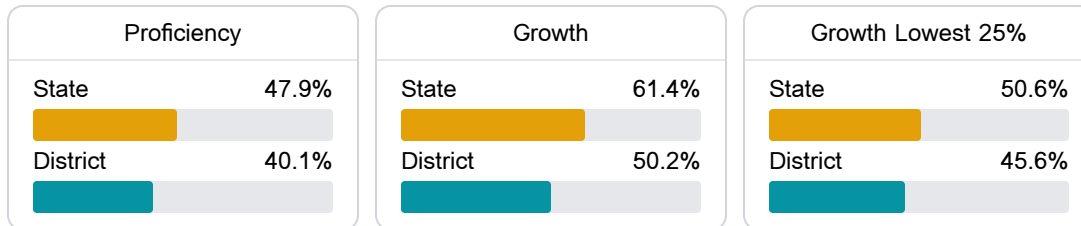
Math

Measurements of student performance on the statewide math assessment.



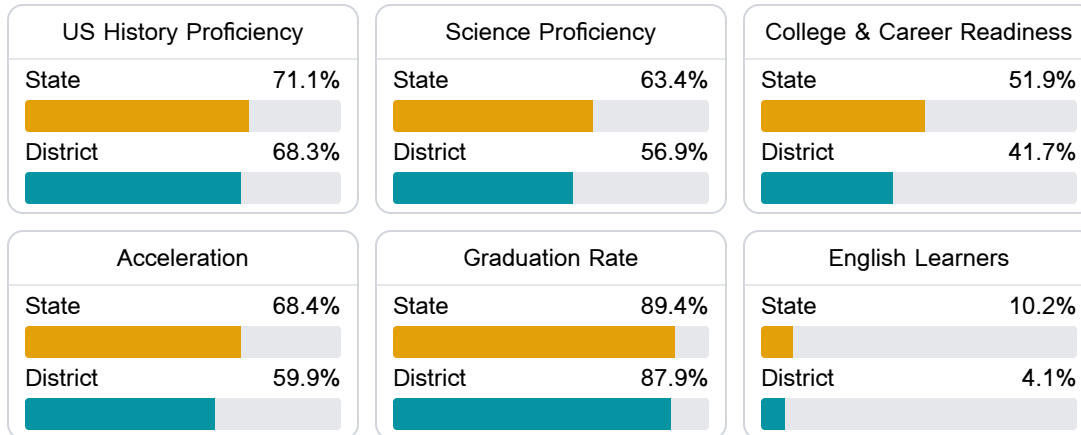
English

Measurements of student performance on the statewide English language arts (ELA) assessment.



Other Measures

Other measurements of student performance that factor into the accountability grade.




Detailed Assessment and Other Data


Student Performance

The following information shows each level of student performance on statewide assessments.


Math



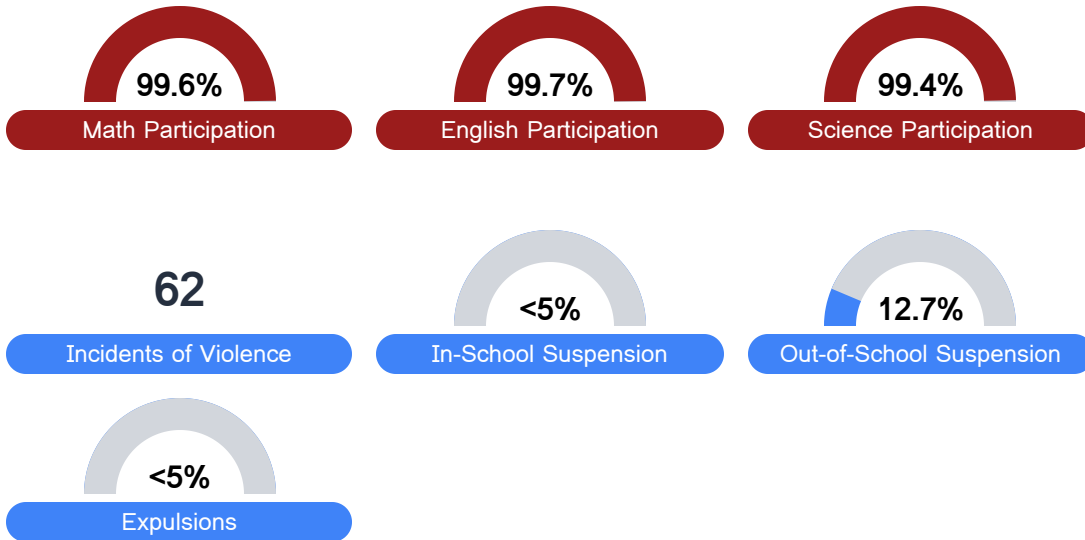
English



Science



Student Assessment Participation



Other Data



17.1%

Chronic Absenteeism



\$11,880.26

Per-Pupil Expenditure



55.7%

Post-Secondary Enrollment



43.2%

Advanced Course Participation