



Wayne County School District

Waynesboro, MS



810 Chickasawhay Street
Waynesboro, MS 39367



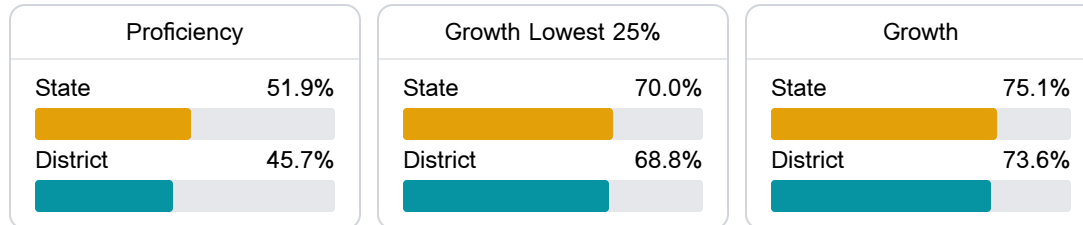
Tommy Branch
brancht@wcsdms.com

School Accountability Grade Components

Mississippi's accountability system assigns "A" through "F" letter grades for schools and districts. Grades are based on student achievement, student growth, student participation in testing, and other academic measures.

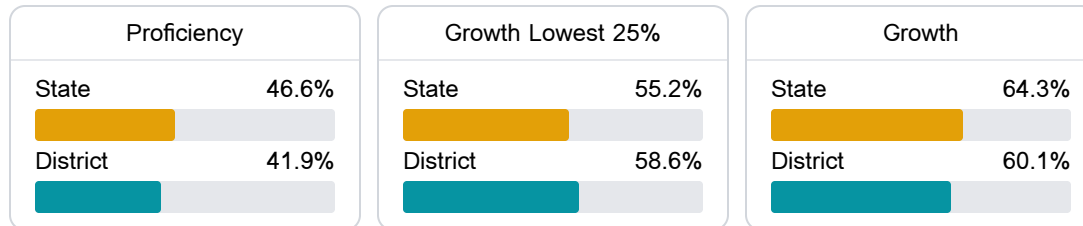
Math

Measurements of student performance on the statewide math assessment.



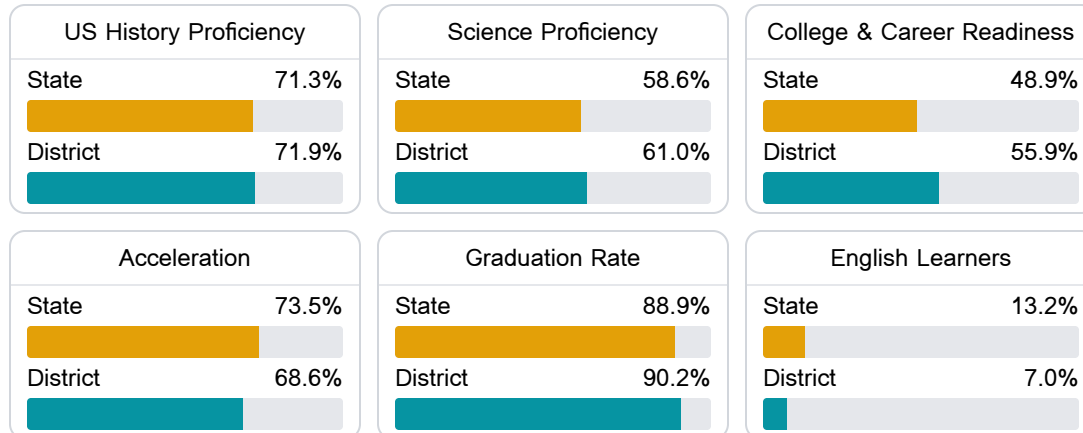
English

Measurements of student performance on the statewide English language arts (ELA) assessment.



Other Measures

Other measurements of student performance that factor into the accountability grade.



Teacher Data

218.7

Teachers



74.8%

Experienced Teachers

4.8%

Provisional Teachers

98.6%


In-Field Teachers

Detailed Assessment and Other Data


Student Performance

The following information shows each level of student performance on statewide assessments.


Math



English



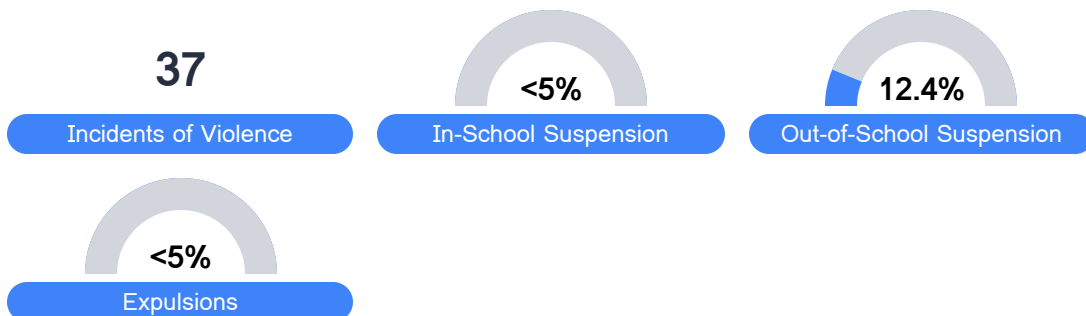
Science



Student Assessment Participation



Discipline



Other Data



17.4 %

Chronic Absenteeism



\$11,979.19

Per-Pupil Expenditure



56.7 %

Post-Secondary Enrollment



64.3%

Advanced Course Participation