

A New Albany Public Schools

New Albany, MS

1112 Wesson Tate Drive
New Albany, MS 38652

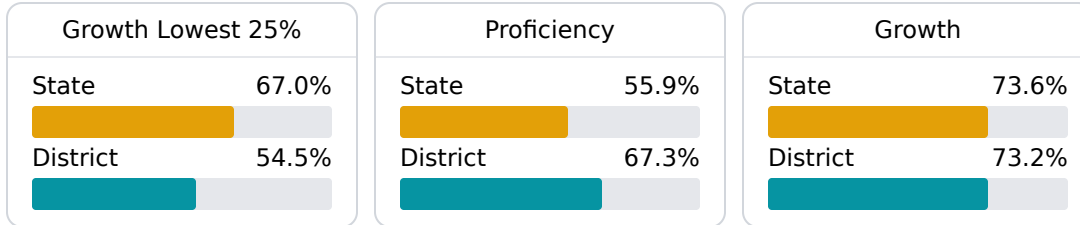
Lance Evans
levans@nasd.ms

School Accountability Grade Components

Mississippi's accountability system assigns "A" through "F" letter grades for schools and districts. Grades are based on student achievement, student growth, student participation in testing, and other academic measures.

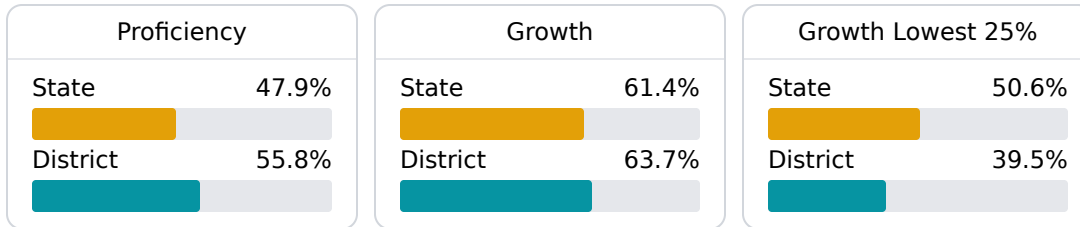
Math

Measurements of student performance on the statewide math assessment.



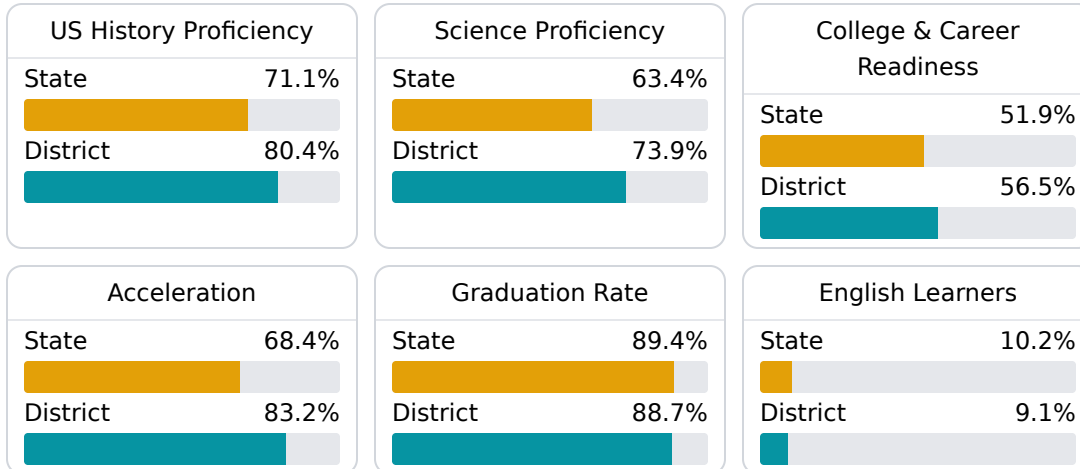
English

Measurements of student performance on the statewide English language arts (ELA) assessment.



Other Measures

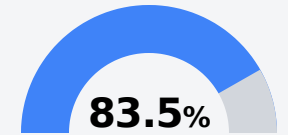
Other measurements of student performance that factor into the accountability grade.



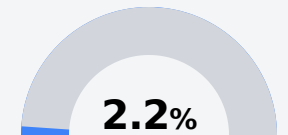
Teacher Data

140.0

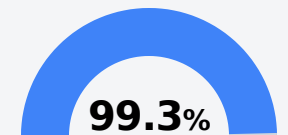
Teachers



Experienced Teachers



Provisional Teachers




In-Field Teachers

Detailed Assessment and Other Data


Student Performance

The following information shows each level of student performance on statewide assessments.


Math



English



Science



Student Assessment Participation



Discipline



Other Data

