

# District Report Card 2020 - 2021

For more detailed information, please visit <https://msrc.mdek12.org>.



## New Albany Public Schools

New Albany, MS



301 Highway 15 North  
New Albany, MS 38652



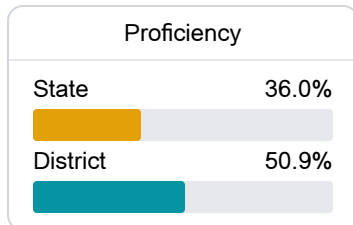
Lance Evans  
levans@nasd.ms

### School Accountability Grade Components

Mississippi's accountability system assigns "A" through "F" letter grades for schools and districts. Grades are based on student achievement, student growth, student participation in testing, and other academic measures. COVID - 19 pandemic disruptions continue to be reflected in 2021 - 2022 accountability data, particularly growth data.

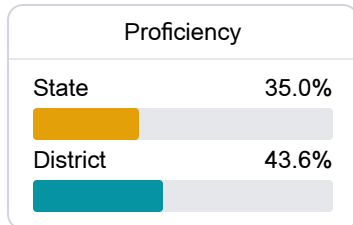
#### Math

Measurements of student performance on the statewide math assessment.



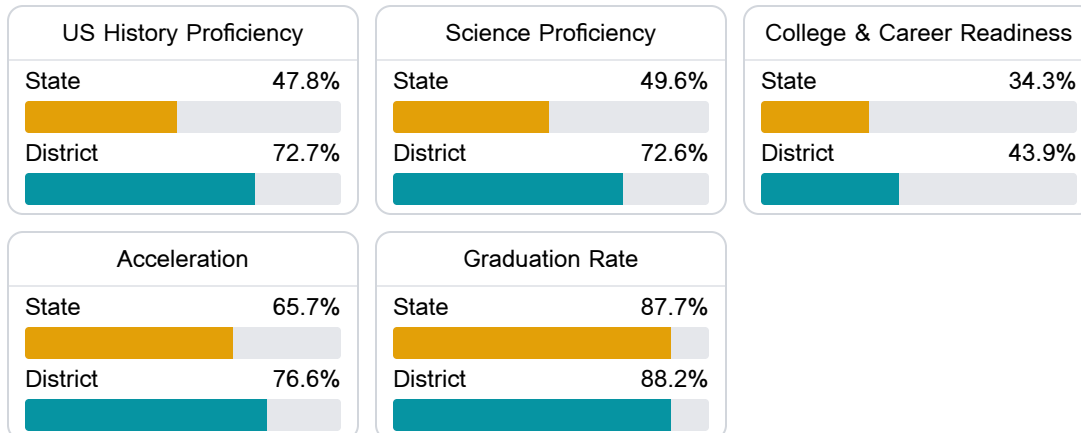
#### English

Measurements of student performance on the statewide English language arts (ELA) assessment.



#### Other Measures

Other measurements of student performance that factor into the accountability grade.



### Teacher Data

133.4

Teachers



83.5%

Experienced Teachers

3.0%

Provisional Teachers

98.1%


In-Field Teachers

## Detailed Assessment and Other Data


## Student Performance

The following information shows each level of student performance on statewide assessments.


## Math



## English



## Science



## Student Assessment Participation



## Discipline



\* Source: 2017-2018 Civil Rights Data Collection

## Other Data



14.9%

Chronic Absenteeism



\$9,852.59

Per-Pupil Expenditure



71.7%

Post-Secondary Enrollment



69.4%

Advanced Course Participation