

District Report Card 2017 - 2018

For more detailed information, please visit <https://msrc.mdek12.org>.



New Albany Public Schools

New Albany, MS



301 Highway 15 North
New Albany, MS 38652



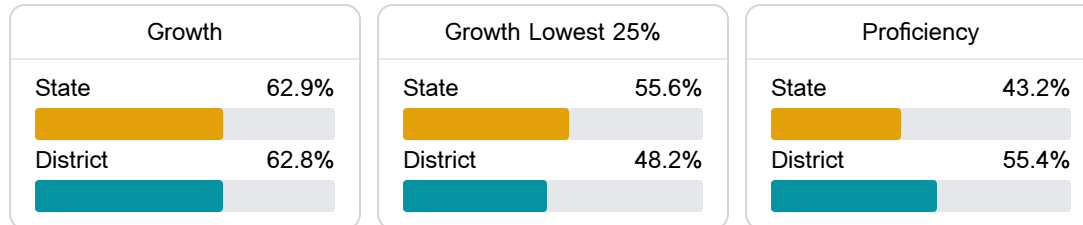
Lance Evans
levans@nasd.ms

School Accountability Grade Components

Mississippi's accountability system assigns "A" through "F" letter grades for schools and districts. Grades are based on student achievement, student growth, student participation in testing, and other academic measures.

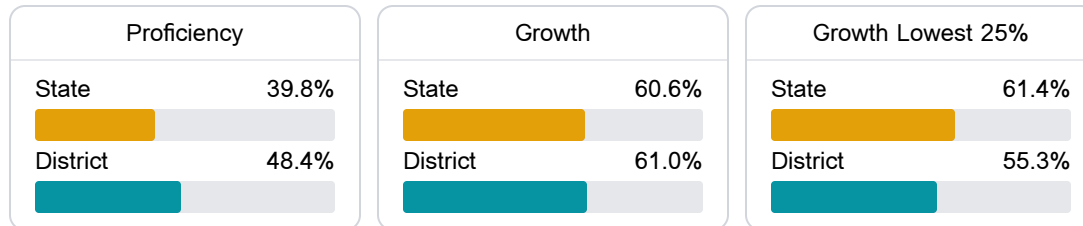
Math

Measurements of student performance on the statewide math assessment.



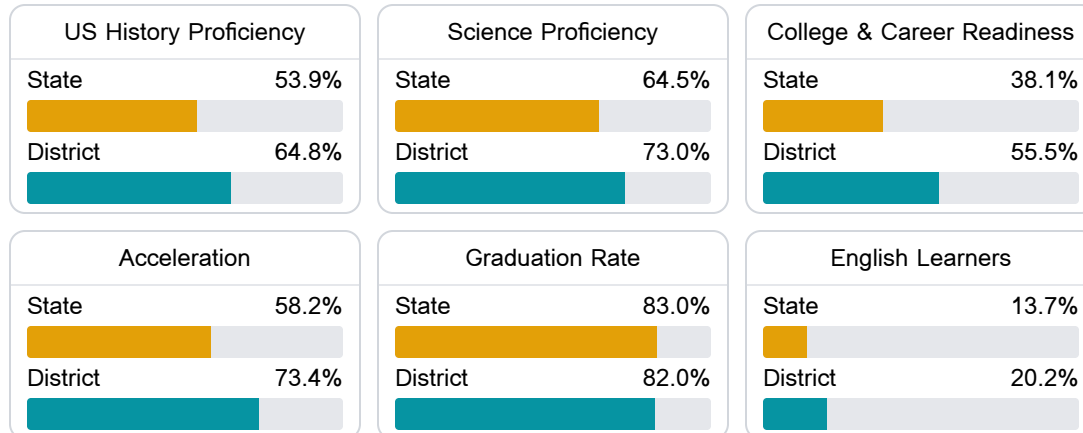
English

Measurements of student performance on the statewide English language arts (ELA) assessment.



Other Measures

Other measurements of student performance that factor into the accountability grade.



Teacher Data

127.8

Teachers



86.1%

Experienced Teachers

3.2%

Provisional Teachers

97.2%


In-Field Teachers

Detailed Assessment and Other Data


Student Performance

The following information shows each level of student performance on statewide assessments.

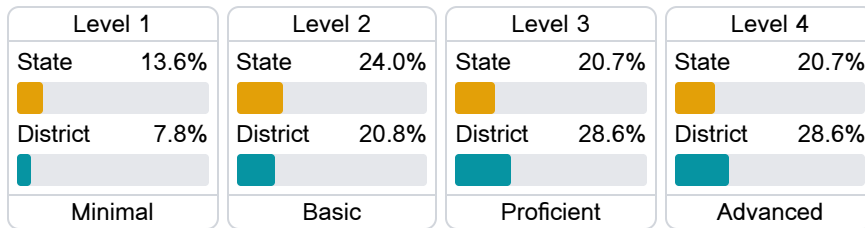
Math



English



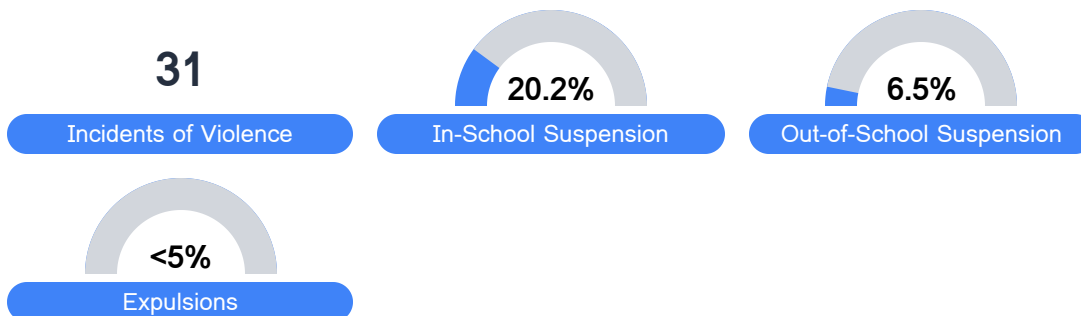
Science



Student Assessment Participation



Discipline



* Source: 2017-2018 Civil Rights Data Collection

Other Data



12.5%

Chronic Absenteeism



\$8,849.37

Per-Pupil Expenditure



78.3%

Post-Secondary Enrollment



40.8%

Advanced Course Participation