



Senatobia Municipal School District

Senatobia, MS

104 McKie Street
Senatobia, MS 38668

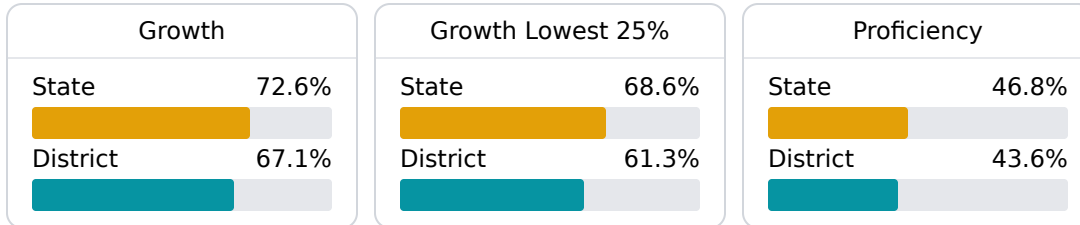
Chris Fleming
cfleming@senatobia.k12.ms.us

School Accountability Grade Components

Mississippi's accountability system assigns "A" through "F" letter grades for schools and districts. Grades are based on student achievement, student growth, student participation in testing, and other academic measures. COVID - 19 pandemic disruptions continue to be reflected in 2021 - 2022 accountability data, particularly growth data.

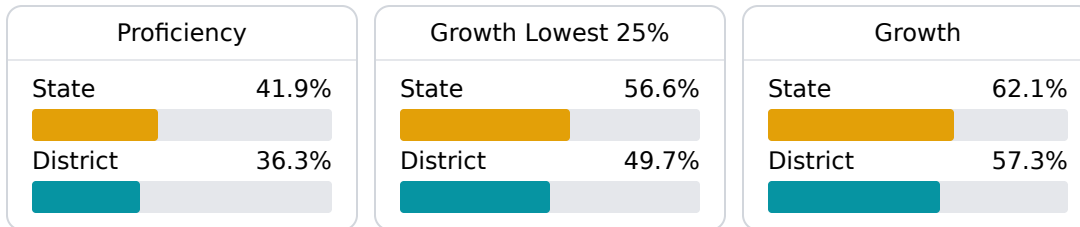
Math

Measurements of student performance on the statewide math assessment.



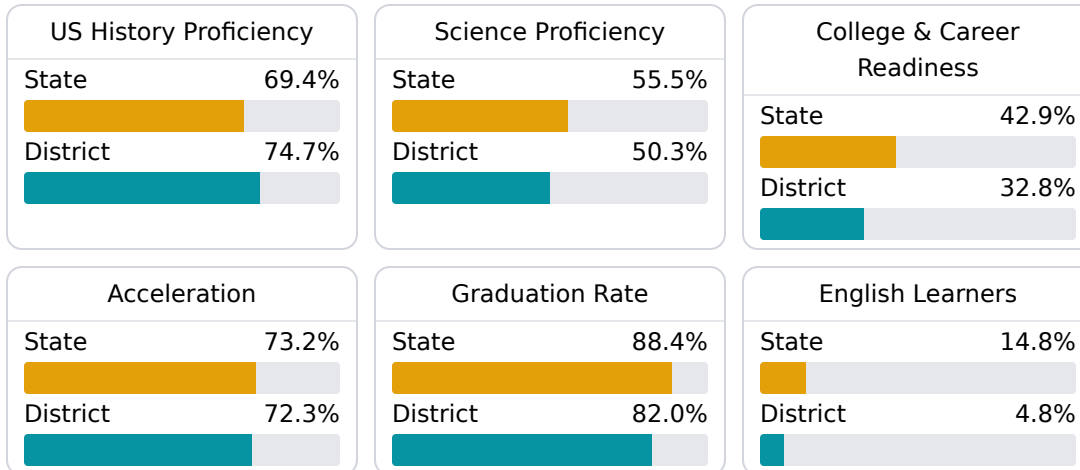
English

Measurements of student performance on the statewide English language arts (ELA) assessment.



Other Measures

Other measurements of student performance that factor into the accountability grade.



Teacher Data

125.1

Teachers



85.1%

Experienced Teachers

5.4%

Provisional Teachers

95.2%

In-Field Teachers

Detailed Assessment and Other Data

Student Performance

The following information shows each level of student performance on statewide assessments.

Math

Level 1	Level 2	Level 3	Level 4	Level 5
State 7.0%	State 19.3%	State 27.3%	State 31.5%	State 15.0%
District 6.9%	District 18.7%	District 31.3%	District 30.9%	District 12.2%
Minimal	Basic	Passing	Proficient	Advanced

English

Level 1	Level 2	Level 3	Level 4	Level 5
State 8.6%	State 18.9%	State 31.3%	State 29.1%	State 12.1%
District 9.2%	District 22.7%	District 32.3%	District 27.3%	District 8.6%
Minimal	Basic	Passing	Proficient	Advanced

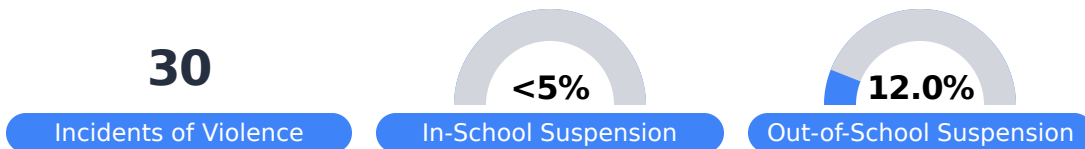
Science

Level 1	Level 2	Level 3	Level 4	Level 5
State 11.0%	State 12.4%	State 22.5%	State 34.7%	State 19.4%
District 9.4%	District 13.1%	District 28.5%	District 34.3%	District 14.7%
Minimal	Basic	Passing	Proficient	Advanced

Student Assessment Participation



Discipline



Other Data



25.5%

Chronic Absenteeism



\$10,687.85

Per-Pupil Expenditure



59.8%

Post-Secondary Enrollment



45.5%

Advanced Course Participation