



Tate County School District

Coldwater, MS



574 Parkway ST
Coldwater, MS 38618



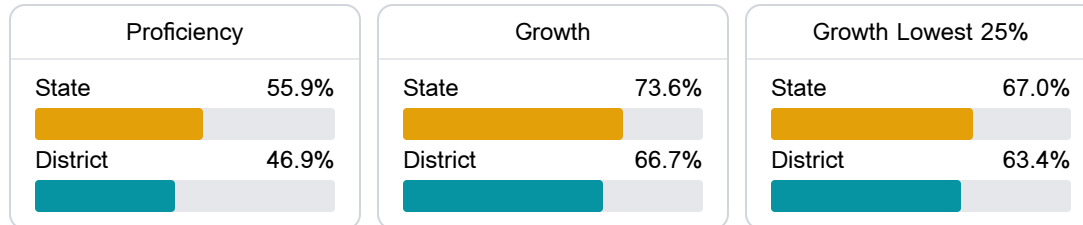
Alee Dixon
adixon@tcsdms.org

School Accountability Grade Components

Mississippi's accountability system assigns "A" through "F" letter grades for schools and districts. Grades are based on student achievement, student growth, student participation in testing, and other academic measures.

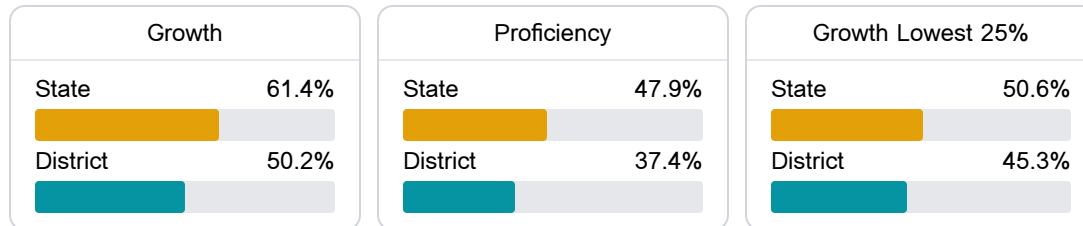
Math

Measurements of student performance on the statewide math assessment.



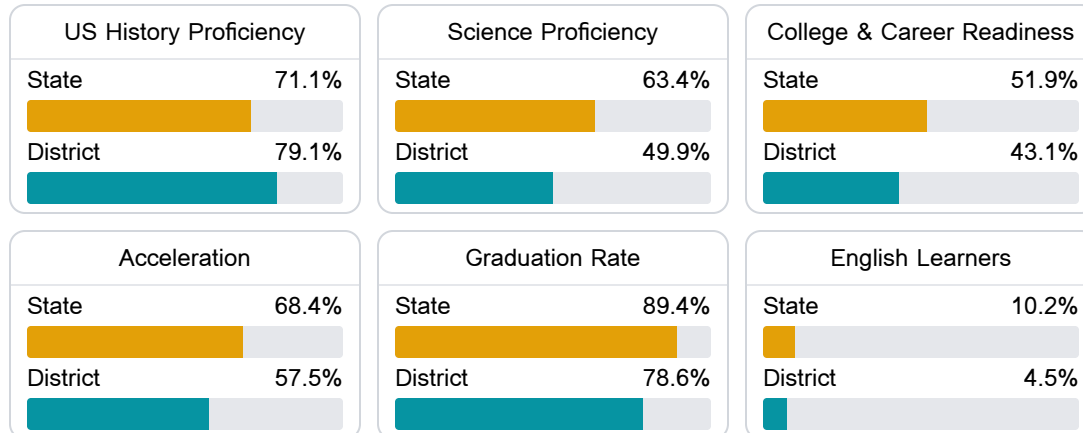
English

Measurements of student performance on the statewide English language arts (ELA) assessment.



Other Measures

Other measurements of student performance that factor into the accountability grade.



Teacher Data

131.3

Teachers



77.0%

Experienced Teachers

7.6%

Provisional Teachers

98.5%

In-Field Teachers

Detailed Assessment and Other Data


Student Performance

The following information shows each level of student performance on statewide assessments.


Math



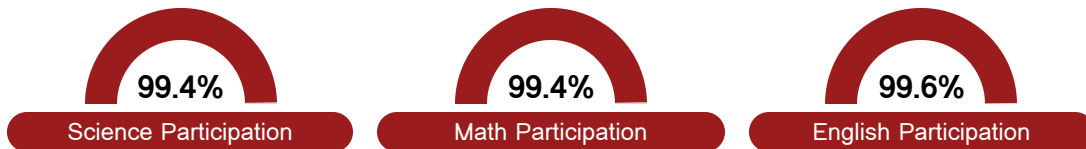
English



Science



Student Assessment Participation



Discipline



Other Data



29.0 %

Chronic Absenteeism



\$10,853.55

Per-Pupil Expenditure



57.8 %

Post-Secondary Enrollment



47.1%

Advanced Course Participation