

B Smith County School District Raleigh, MS

212 SYLVARENA AVENUE SUITE C P.O.
Box 308
Raleigh, MS 39153

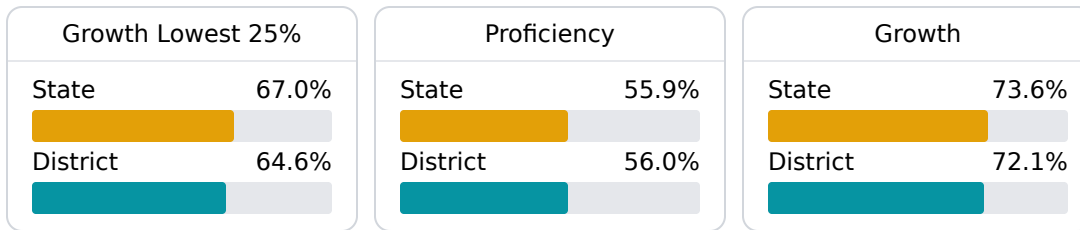
 Nick Hillman
nick.hillman@smithcountyschools.net

School Accountability Grade Components

Mississippi's accountability system assigns "A" through "F" letter grades for schools and districts. Grades are based on student achievement, student growth, student participation in testing, and other academic measures.

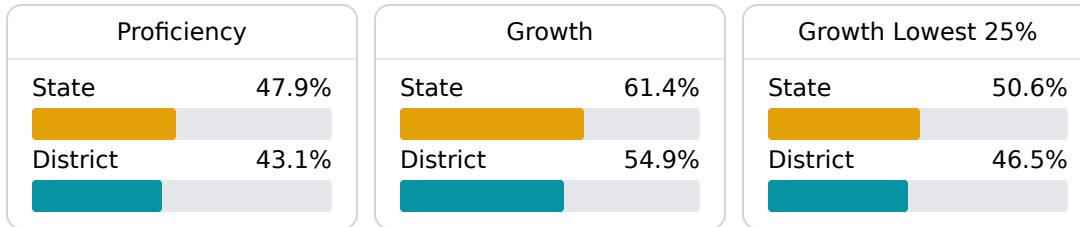
Math

Measurements of student performance on the statewide math assessment.



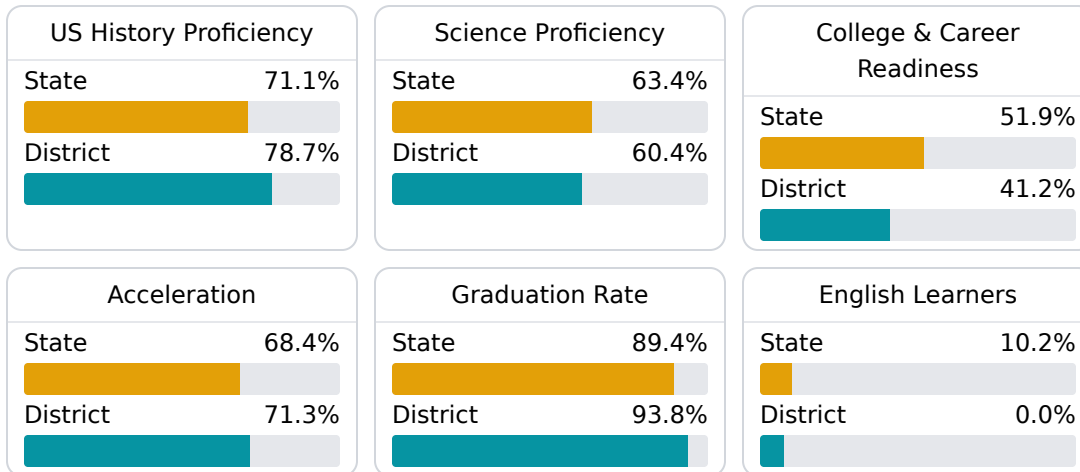
English

Measurements of student performance on the statewide English language arts (ELA) assessment.



Other Measures

Other measurements of student performance that factor into the accountability grade.



Teacher Data

170.4

Teachers



79.0%

Experienced Teachers

2.2%

Provisional Teachers

99.5%


In-Field Teachers

Detailed Assessment and Other Data


Student Performance

The following information shows each level of student performance on statewide assessments.


Math



English



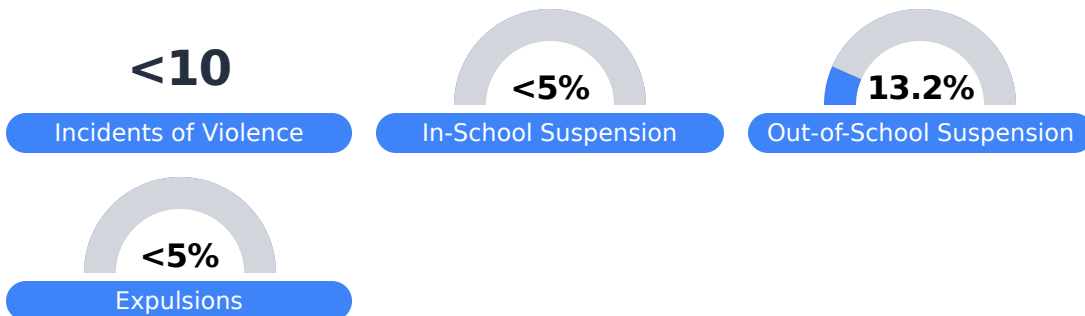
Science



Student Assessment Participation



Discipline



Other Data



14.7%

Chronic Absenteeism



41.6%

Post-Secondary Enrollment



70.8%

Advanced Course Participation