



Smith County School District

Raleigh, MS



212 SYLVARENA AVENUE SUITE C P.O. Box
308
Raleigh, MS 39153



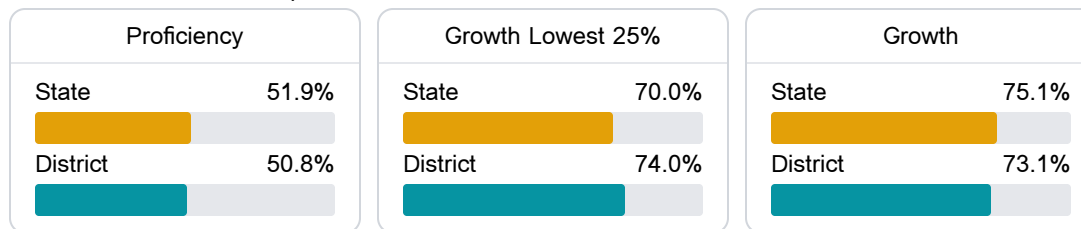
Nick Hillman
nick.hillman@smithcountyschools.net

School Accountability Grade Components

Mississippi's accountability system assigns "A" through "F" letter grades for schools and districts. Grades are based on student achievement, student growth, student participation in testing, and other academic measures.

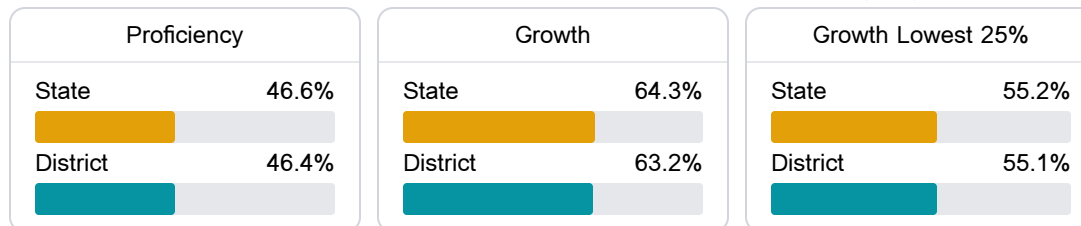
Math

Measurements of student performance on the statewide math assessment.



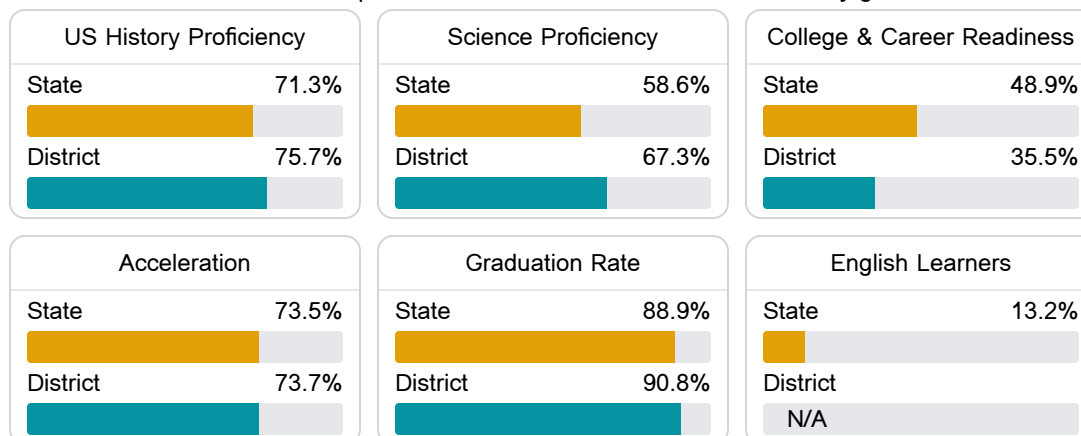
English

Measurements of student performance on the statewide English language arts (ELA) assessment.



Other Measures

Other measurements of student performance that factor into the accountability grade.



Teacher Data

165.7

Teachers



78.4%

Experienced Teachers

2.7%

Provisional Teachers

99.4%


In-Field Teachers

Detailed Assessment and Other Data


Student Performance

The following information shows each level of student performance on statewide assessments.


Math



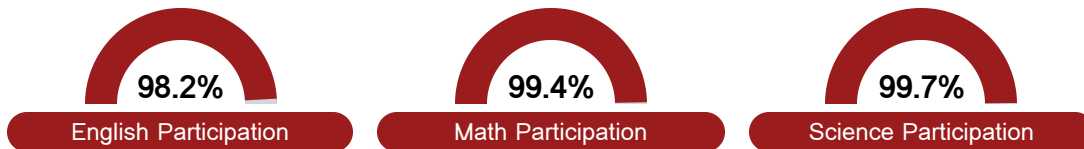
English



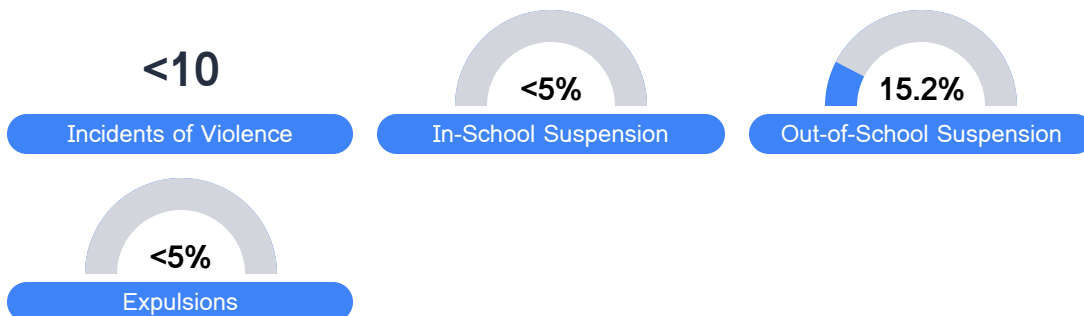
Science



Student Assessment Participation



Discipline



Other Data



14.6%

Chronic Absenteeism



\$10,141.20

Per-Pupil Expenditure



69.7%

Post-Secondary Enrollment



66.4%

Advanced Course Participation