

District Report Card 2021 - 2022

For more detailed information, please visit <https://msrc.mdek12.org>.



Simpson County School District

Mendenhall, MS



111 Education Lane
Mendenhall, MS 39114



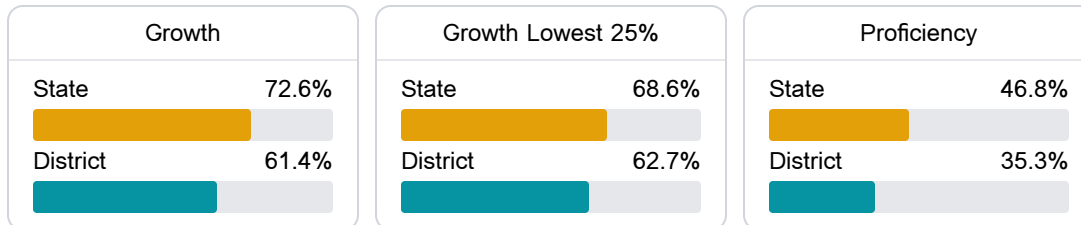
Dr. Paul Lawrence
plawrence@simpson.k12.ms.us

School Accountability Grade Components

Mississippi's accountability system assigns "A" through "F" letter grades for schools and districts. Grades are based on student achievement, student growth, student participation in testing, and other academic measures. COVID - 19 pandemic disruptions continue to be reflected in 2021 - 2022 accountability data, particularly growth data.

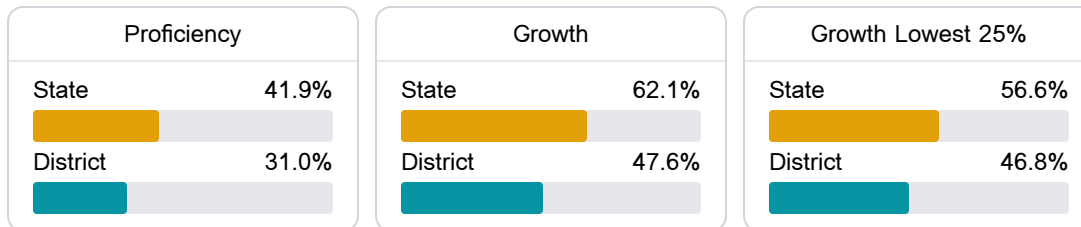
Math

Measurements of student performance on the statewide math assessment.



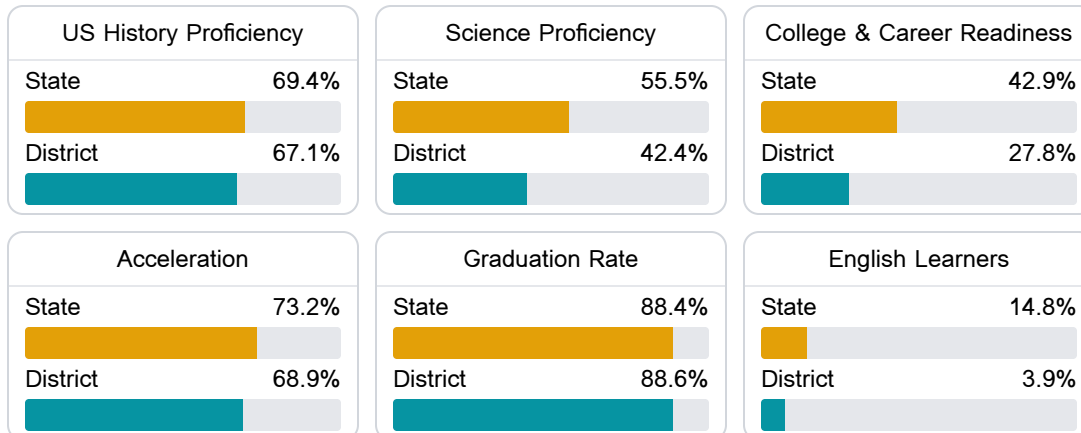
English

Measurements of student performance on the statewide English language arts (ELA) assessment.



Other Measures

Other measurements of student performance that factor into the accountability grade.



Teacher Data

215.1

Teachers



78.3%

Experienced Teachers

9.6%

Provisional Teachers

97.2%

In-Field Teachers

Detailed Assessment and Other Data

Student Performance

The following information shows each level of student performance on statewide assessments.

Math

Level 1		Level 2		Level 3		Level 4		Level 5	
State	7.0%	State	19.3%	State	27.3%	State	31.5%	State	15.0%
District	9.5%	District	23.7%	District	33.1%	District	27.0%	District	6.7%
Minimal		Basic		Passing		Proficient		Advanced	

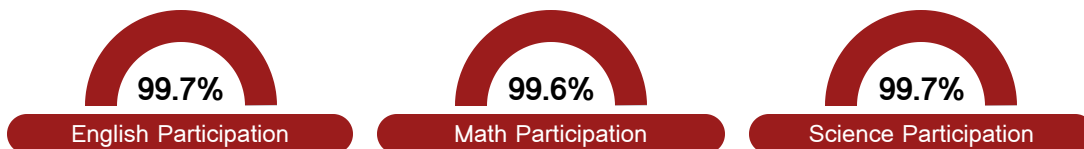
English

Level 1		Level 2		Level 3		Level 4		Level 5	
State	8.6%	State	18.9%	State	31.3%	State	29.1%	State	12.1%
District	10.1%	District	25.5%	District	34.8%	District	23.9%	District	5.7%
Minimal		Basic		Passing		Proficient		Advanced	

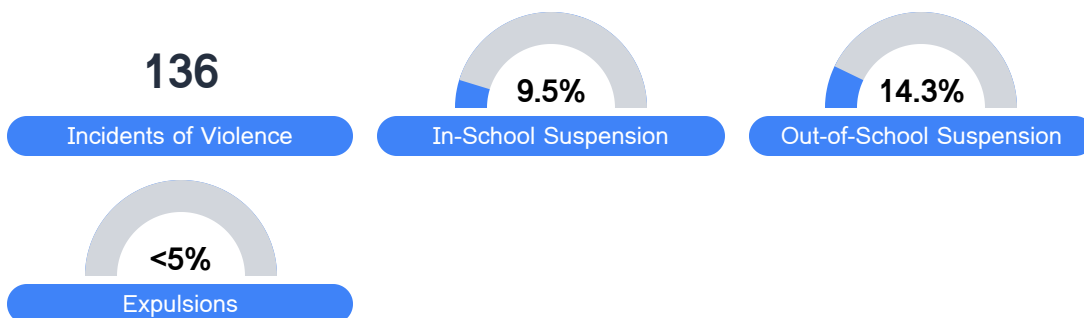
Science

Level 1		Level 2		Level 3		Level 4		Level 5	
State	11.0%	State	12.4%	State	22.5%	State	34.7%	State	19.4%
District	15.0%	District	16.8%	District	28.1%	District	31.0%	District	9.1%
Minimal		Basic		Passing		Proficient		Advanced	

Student Assessment Participation



Discipline



Other Data



46.2 %

Chronic Absenteeism



\$10,564.68

Per-Pupil Expenditure



55.9 %

Post-Secondary Enrollment



32.8%

Advanced Course Participation