

District Report Card 2021 - 2022

For more detailed information, please visit <https://msrc.mdek12.org>.



Scott County School District

Forest, MS



110 Commerce Loop
Forest, MS 39074



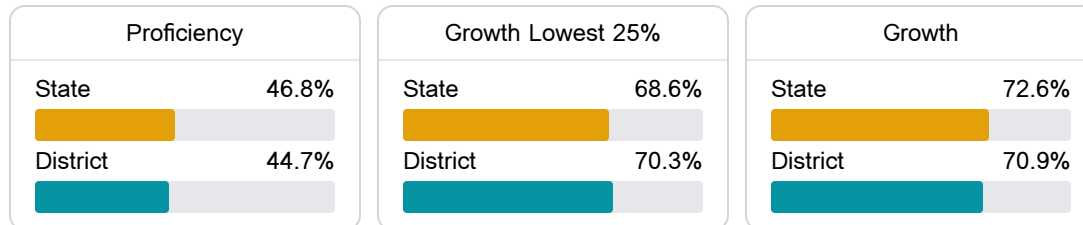
Alan Lumpkin
alumpkin@scott.k12.ms.us

School Accountability Grade Components

Mississippi's accountability system assigns "A" through "F" letter grades for schools and districts. Grades are based on student achievement, student growth, student participation in testing, and other academic measures. COVID - 19 pandemic disruptions continue to be reflected in 2021 - 2022 accountability data, particularly growth data.

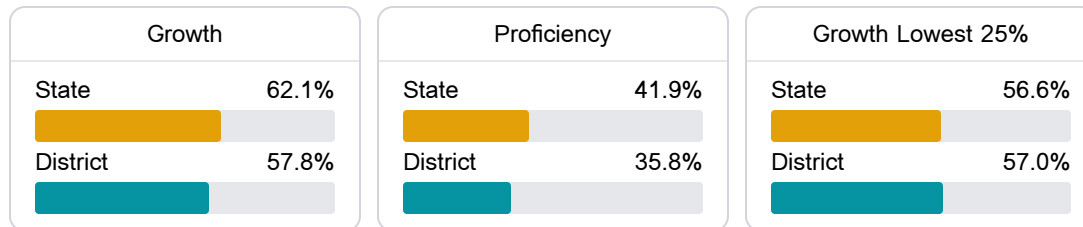
Math

Measurements of student performance on the statewide math assessment.



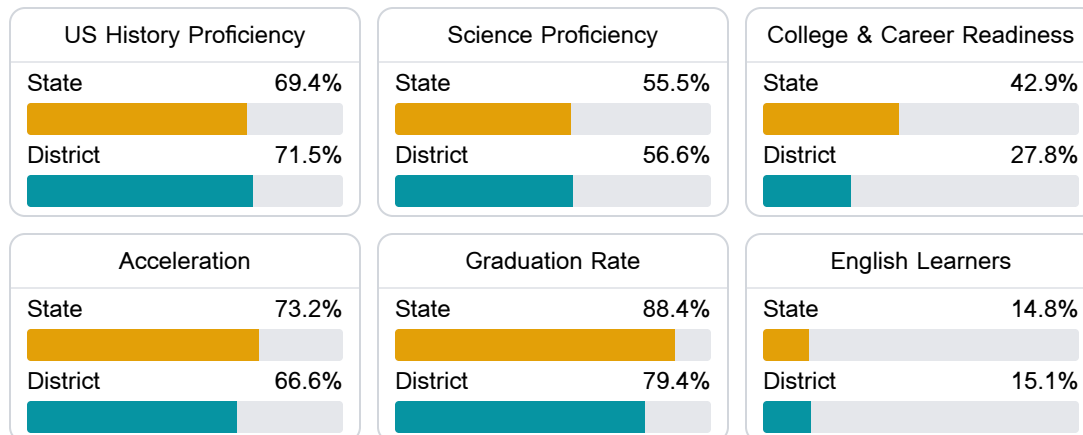
English

Measurements of student performance on the statewide English language arts (ELA) assessment.



Other Measures

Other measurements of student performance that factor into the accountability grade.



Teacher Data

272.0

Teachers



74.6%

Experienced Teachers

4.0%

Provisional Teachers

95.3%











In-Field Teachers

Detailed Assessment and Other Data











Student Performance

The following information shows each level of student performance on statewide assessments.











Math

Level 1		Level 2		Level 3		Level 4		Level 5	
State	7.0%	State	19.3%	State	27.3%	State	31.5%	State	15.0%
									
District	5.6%	District	20.3%	District	32.6%	District	31.4%	District	10.1%
									
Minimal		Basic		Passing		Proficient		Advanced	

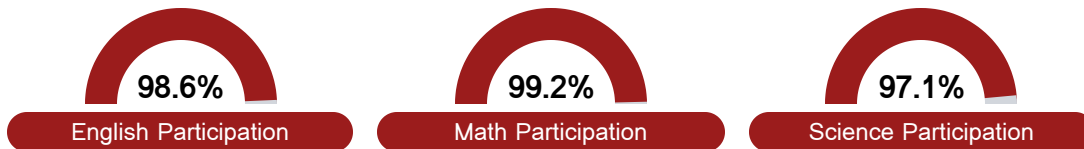
English

Level 1		Level 2		Level 3		Level 4		Level 5	
State	8.6%	State	18.9%	State	31.3%	State	29.1%	State	12.1%
									
District	9.1%	District	21.7%	District	36.4%	District	25.5%	District	7.3%
									
Minimal		Basic		Passing		Proficient		Advanced	

Science

Level 1		Level 2		Level 3		Level 4		Level 5	
State	11.0%	State	12.4%	State	22.5%	State	34.7%	State	19.4%
									
District	11.5%	District	12.5%	District	24.2%	District	35.8%	District	16.1%
									
Minimal		Basic		Passing		Proficient		Advanced	

Student Assessment Participation



Discipline



Other Data



25.1 %

Chronic Absenteeism



\$9,305.53

Per-Pupil Expenditure



67.1 %

Post-Secondary Enrollment



43.0%

Advanced Course Participation