

District Report Card 2024 - 2025

For more detailed information, please visit <https://msrc.mdek12.org>.



Pontotoc County School District

Pontotoc, MS



354 Center Ridge Drive
Pontotoc, MS 38863



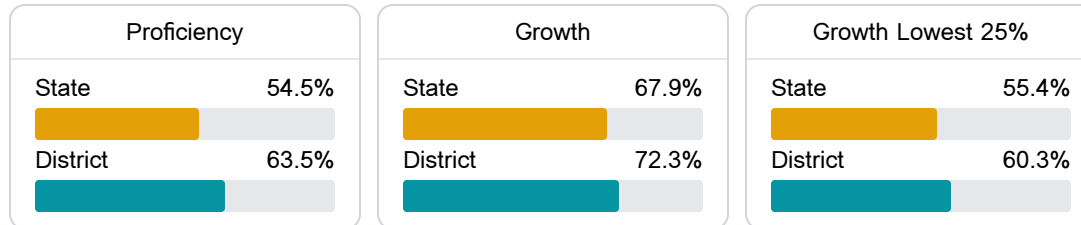
MICHAEL PUCKETT
brockpuckett@pcsd.ms

School Accountability Grade Components

Mississippi's accountability system assigns "A" through "F" letter grades for schools and districts. Grades are based on student achievement, student growth, student participation in testing, and other academic measures.

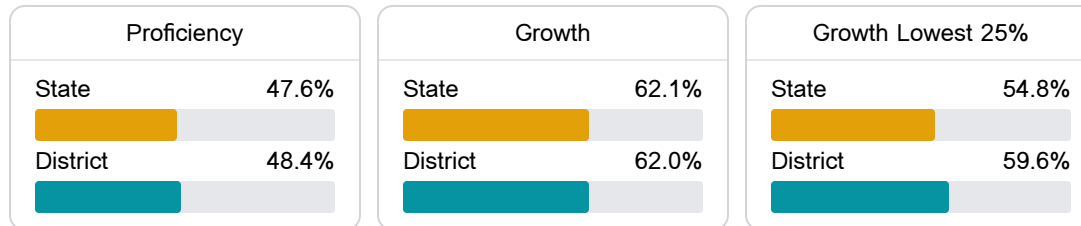
Math

Measurements of student performance on the statewide math assessment.



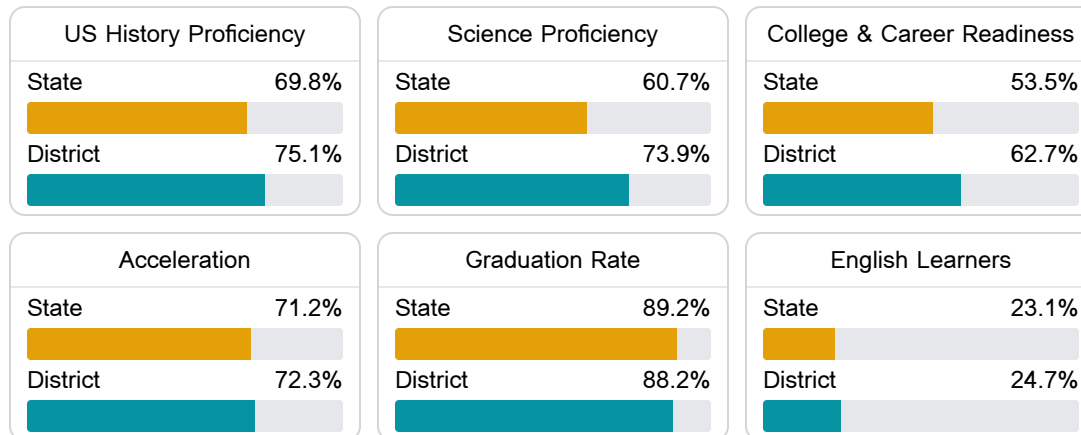
English

Measurements of student performance on the statewide English language arts (ELA) assessment.



Other Measures

Other measurements of student performance that factor into the accountability grade.



Detailed Assessment and Other Data

Student Performance

The following information shows each level of student performance on statewide assessments.

Math

Level 1		Level 2		Level 3		Level 4		Level 5	
State	0-10%	State	11-20%	State	21-30%	State	31-40%	State	11-20%
District	0-10%	District	0-10%	District	21-30%	District	41-50%	District	11-20%
Minimal		Basic		Passing		Proficient		Advanced	

English

Level 1		Level 2		Level 3		Level 4		Level 5	
State	8.8%	State	16.5%	State	29.4%	State	29.5%	State	15.9%
District	7.2%	District	15.0%	District	31.3%	District	33.4%	District	13.1%
Minimal		Basic		Passing		Proficient		Advanced	

Science

Level 1		Level 2		Level 3		Level 4		Level 5	
State	12.3%	State	11.8%	State	20.1%	State	33.9%	State	21.9%
District	8.1%	District	6.2%	District	16.3%	District	39.7%	District	29.8%
Minimal		Basic		Passing		Proficient		Advanced	

Student Assessment Participation



Other Data



35.7 %

Chronic Absenteeism