


B Pontotoc County School District Pontotoc, MS

 354 Center Ridge Drive
Pontotoc, MS 38863

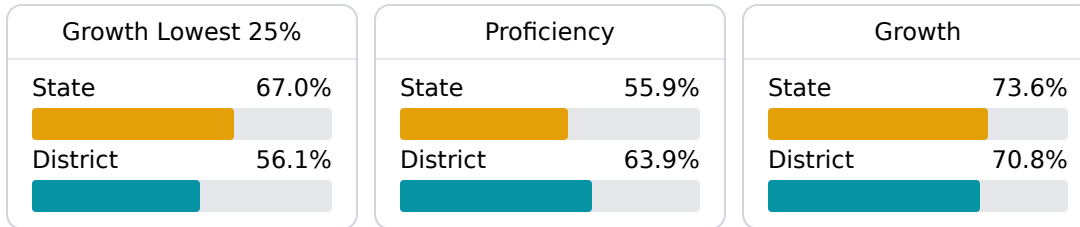
 Brock Puckett
brockpuckett@pcsd.ms

School Accountability Grade Components

Mississippi's accountability system assigns "A" through "F" letter grades for schools and districts. Grades are based on student achievement, student growth, student participation in testing, and other academic measures.

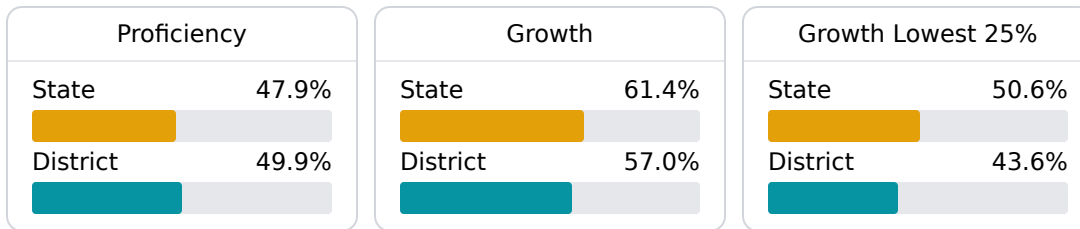
Math

Measurements of student performance on the statewide math assessment.



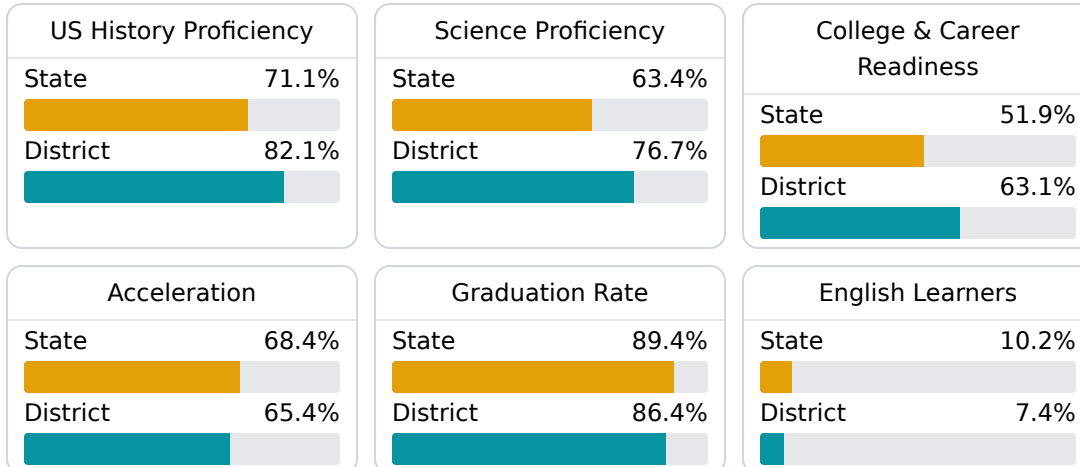
English

Measurements of student performance on the statewide English language arts (ELA) assessment.



Other Measures

Other measurements of student performance that factor into the accountability grade.



Teacher Data

246.9

Teachers



84.5%

Experienced Teachers

1.1%

Provisional Teachers

98.4%


In-Field Teachers

Detailed Assessment and Other Data


Student Performance

The following information shows each level of student performance on statewide assessments.


Math



English



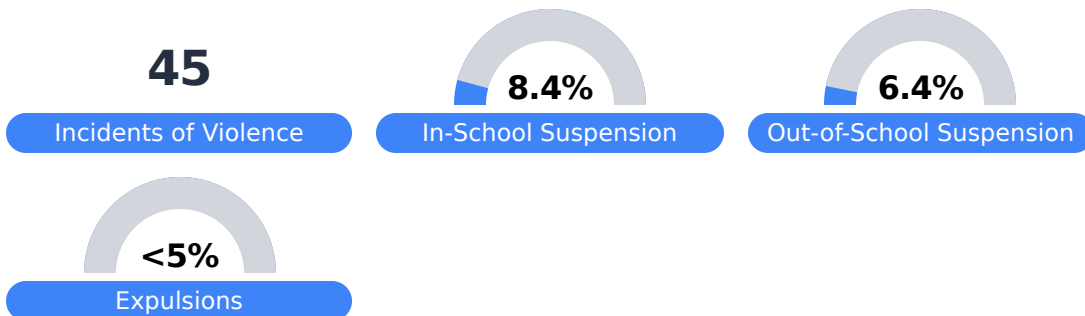
Science



Student Assessment Participation



Discipline



Other Data



34.1%

Chronic Absenteeism



59.1%

Post-Secondary Enrollment



47.7%

Advanced Course Participation