



Pontotoc County School District

Pontotoc, MS



354 Center Ridge Drive
Pontotoc, MS 38863



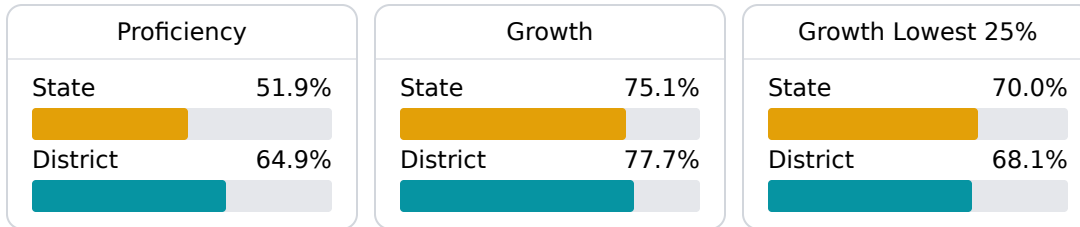
Brock Puckett
brockpuckett@pcsd.ms

School Accountability Grade Components

Mississippi's accountability system assigns "A" through "F" letter grades for schools and districts. Grades are based on student achievement, student growth, student participation in testing, and other academic measures.

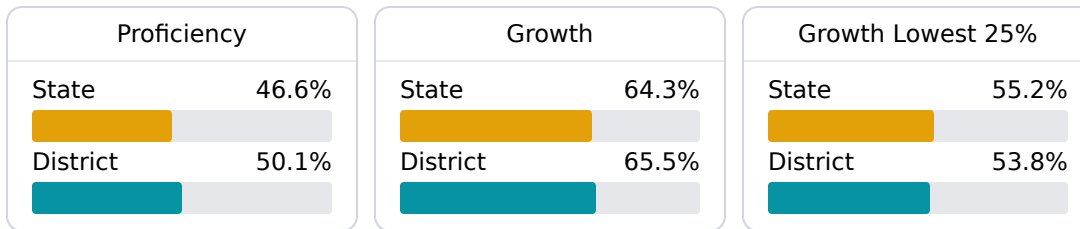
Math

Measurements of student performance on the statewide math assessment.



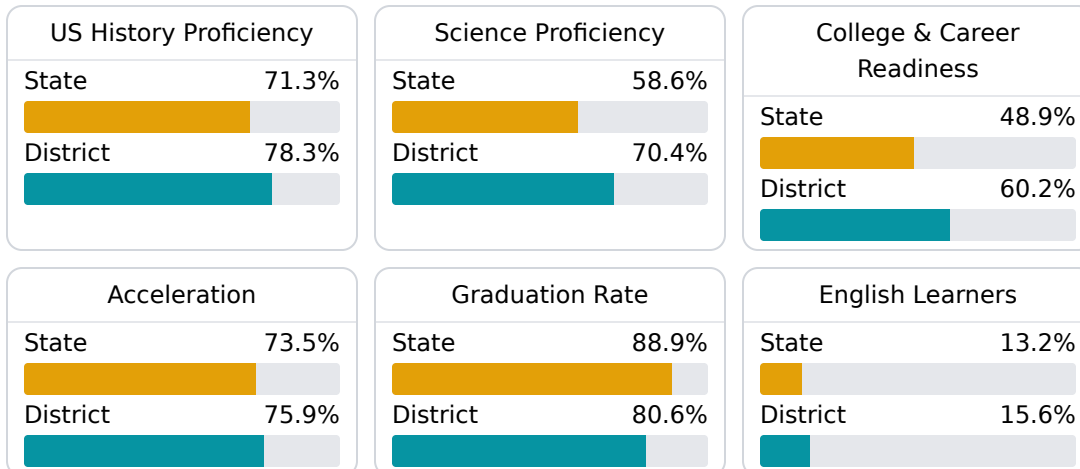
English

Measurements of student performance on the statewide English language arts (ELA) assessment.



Other Measures

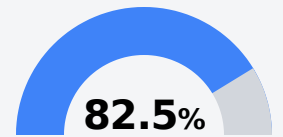
Other measurements of student performance that factor into the accountability grade.



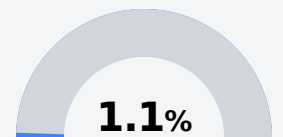
Teacher Data

245.0

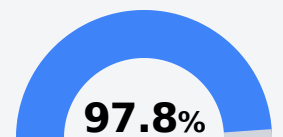
Teachers



Experienced Teachers



Provisional Teachers




In-Field Teachers

Detailed Assessment and Other Data


Student Performance

The following information shows each level of student performance on statewide assessments.


Math



English



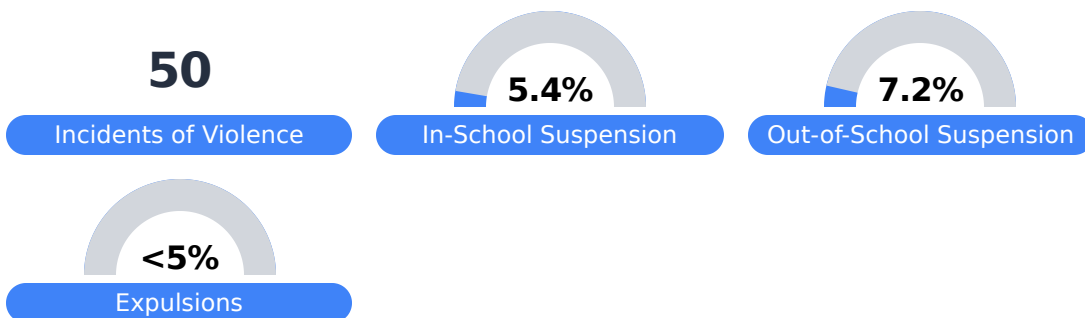
Science



Student Assessment Participation



Discipline



Other Data



35.0%

Chronic Absenteeism



\$9,994.20

Per-Pupil Expenditure



61.3%

Post-Secondary Enrollment



47.5%

Advanced Course Participation