



B Pontotoc County School District Pontotoc, MS

 354 Center Ridge Drive
Pontotoc, MS 38863

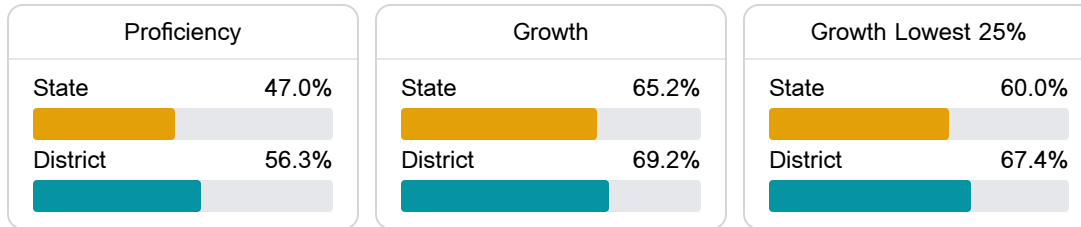
 MICHAEL PUCKETT
brockpuckett@pcsd.ms

School Accountability Grade Components

Mississippi's accountability system assigns "A" through "F" letter grades for schools and districts. Grades are based on student achievement, student growth, student participation in testing, and other academic measures.

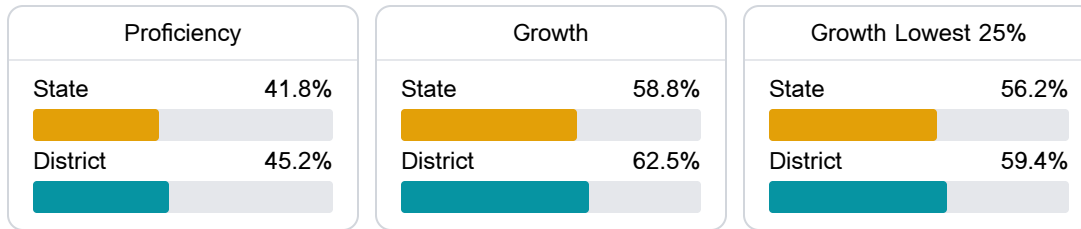
Math

Measurements of student performance on the statewide math assessment.



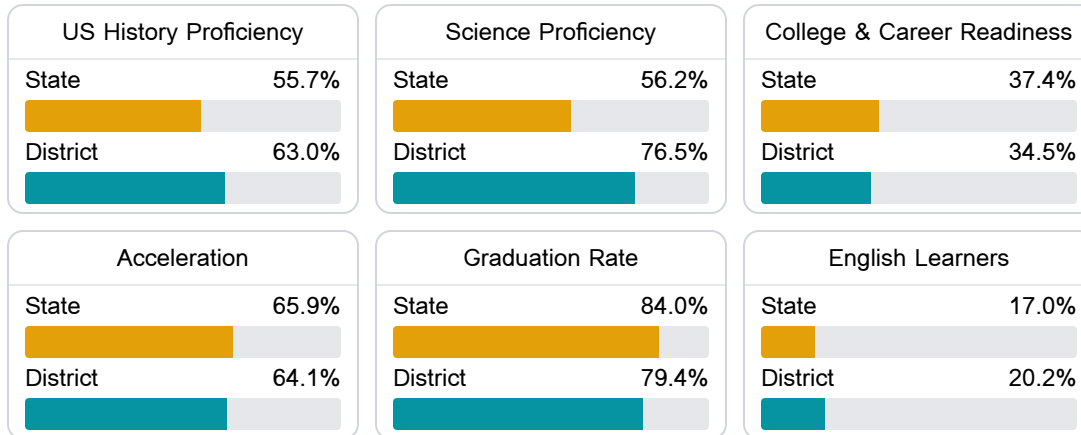
English

Measurements of student performance on the statewide English language arts (ELA) assessment.



Other Measures

Other measurements of student performance that factor into the accountability grade.

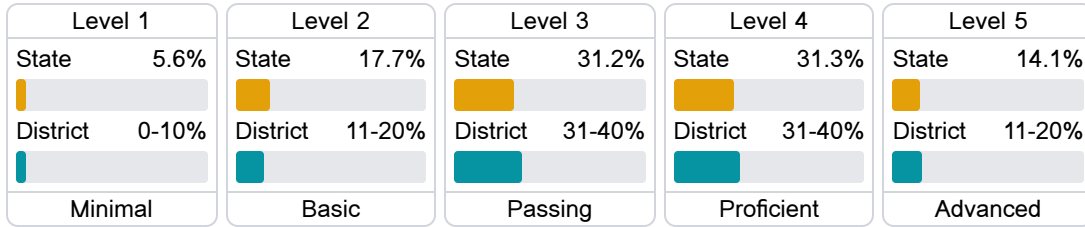


Detailed Assessment and Other Data


Student Performance

The following information shows each level of student performance on statewide assessments.


Math



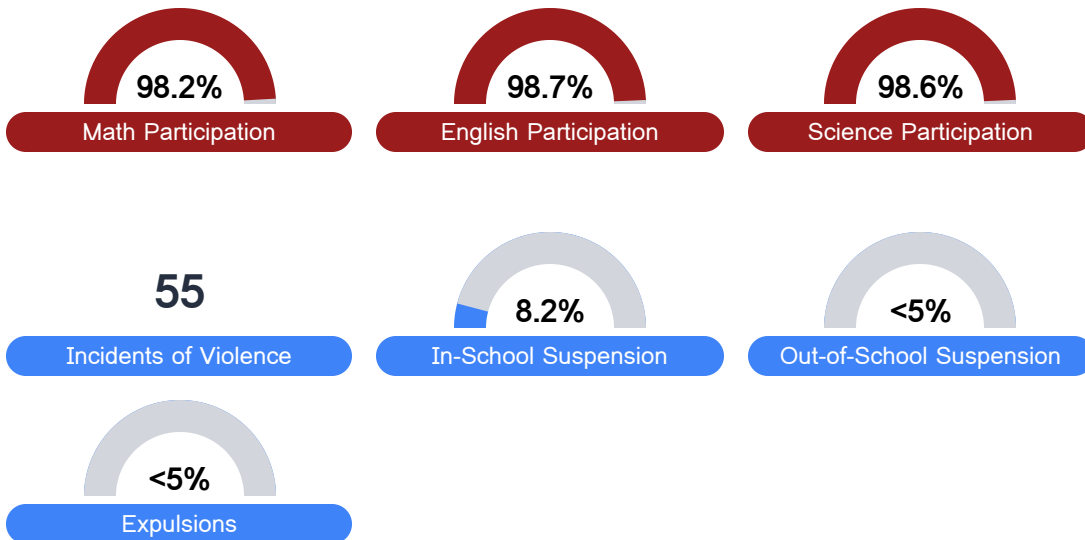
English



Science



Student Assessment Participation



* Source: 2017-2018 Civil Rights Data Collection

Other Data



14.6%

Chronic Absenteeism



\$7,446.20

Per-Pupil Expenditure



71.4%

Post-Secondary Enrollment



30.4%

Advanced Course Participation