

District Report Card 2022 - 2023

For more detailed information, please visit <https://msrc.mdek12.org>.



South Pike School District

Magnolia, MS



250 West Bay Street
Magnolia, MS 39652



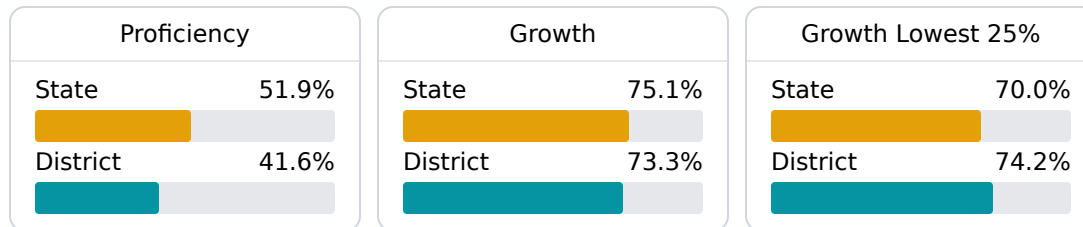
Dr. Angela Lowery
alowery@southpike.org

School Accountability Grade Components

Mississippi's accountability system assigns "A" through "F" letter grades for schools and districts. Grades are based on student achievement, student growth, student participation in testing, and other academic measures.

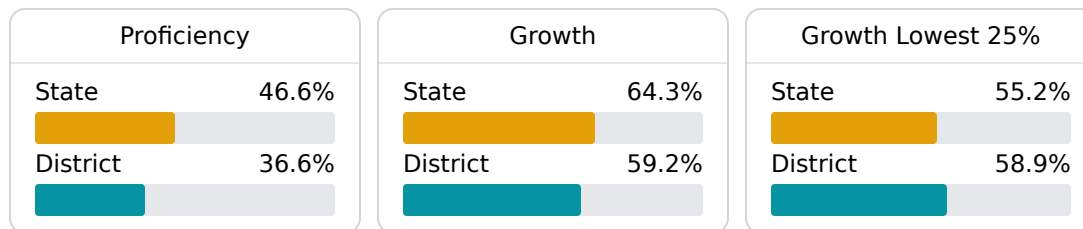
Math

Measurements of student performance on the statewide math assessment.



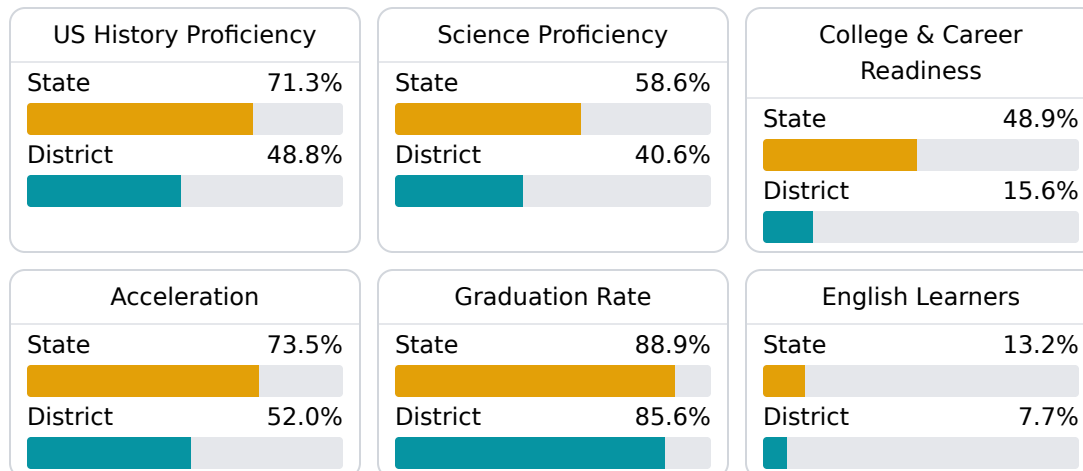
English

Measurements of student performance on the statewide English language arts (ELA) assessment.



Other Measures

Other measurements of student performance that factor into the accountability grade.



Teacher Data

106.0

Teachers



72.5%

Experienced Teachers

11.8%

Provisional Teachers

92.2%

In-Field Teachers

Detailed Assessment and Other Data

Student Performance

The following information shows each level of student performance on statewide assessments.

Math

Level 1	Level 2	Level 3	Level 4	Level 5
State 0-10%	State 11-20%	State 21-30%	State 31-40%	State 11-20%
District 5.1%	District 19.8%	District 35.6%	District 29.4%	District 10.1%
Minimal	Basic	Passing	Proficient	Advanced

English

Level 1	Level 2	Level 3	Level 4	Level 5
State 8.3%	State 17.0%	State 29.7%	State 29.3%	State 15.7%
District 11.7%	District 20.8%	District 33.4%	District 25.2%	District 9.0%
Minimal	Basic	Passing	Proficient	Advanced


Science

Level 1	Level 2	Level 3	Level 4	Level 5
State 11.4%	State 11.9%	State 20.8%	State 33.6%	State 22.3%
District 18.0%	District 21.7%	District 24.8%	District 27.6%	District 7.9%
Minimal	Basic	Passing	Proficient	Advanced

Student Assessment Participation



Discipline



Other Data



26.3 %

Chronic Absenteeism



\$12,128.39

Per-Pupil Expenditure



58.7 %

Post-Secondary Enrollment



36.5%

Advanced Course Participation