

District Report Card 2020 - 2021

For more detailed information, please visit <https://msrc.mdek12.org>.



Richton School District

Richton, MS



701 Elm Ave P O Box 568
Richton, MS 39476



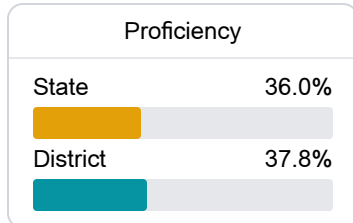
JAMES ANGLIN
canglin@richton.k12.ms.us

School Accountability Grade Components

Mississippi's accountability system assigns "A" through "F" letter grades for schools and districts. Grades are based on student achievement, student growth, student participation in testing, and other academic measures. COVID - 19 pandemic disruptions continue to be reflected in 2021 - 2022 accountability data, particularly growth data.

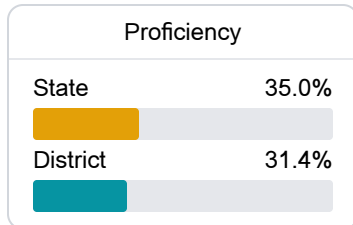
Math

Measurements of student performance on the statewide math assessment.



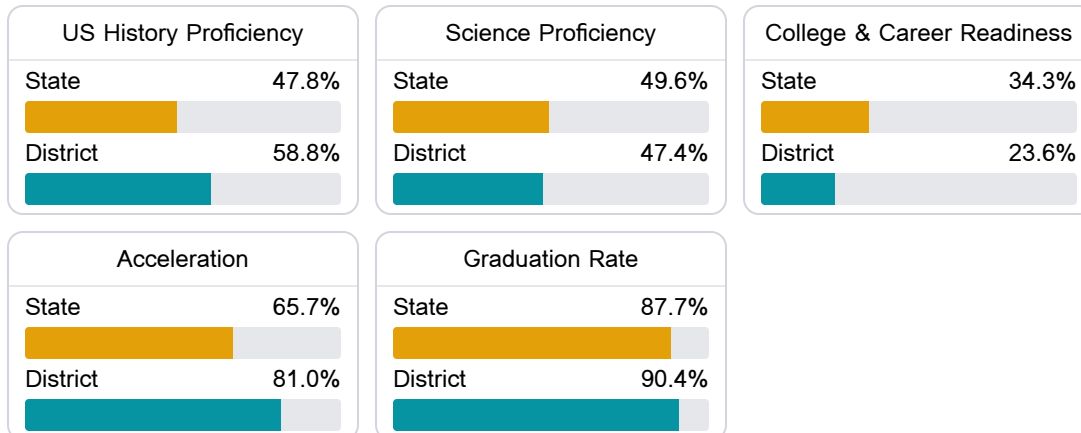
English

Measurements of student performance on the statewide English language arts (ELA) assessment.



Other Measures

Other measurements of student performance that factor into the accountability grade.



Teacher Data

57.6

Teachers



86.5%

Experienced Teachers

2.3%

Provisional Teachers

97.2%

In-Field Teachers

Detailed Assessment and Other Data

Student Performance

The following information shows each level of student performance on statewide assessments.

Math

Level 1		Level 2		Level 3		Level 4		Level 5	
State	11.6%	State	24.2%	State	29.5%	State	24.8%	State	9.9%
District	5.8%	District	22.1%	District	37.6%	District	24.6%	District	10.0%
Minimal		Basic		Passing		Proficient		Advanced	

English

Level 1		Level 2		Level 3		Level 4		Level 5	
State	10.8%	State	23.1%	State	31.8%	State	24.6%	State	9.7%
District	7.3%	District	25.9%	District	35.7%	District	23.3%	District	7.9%
Minimal		Basic		Passing		Proficient		Advanced	

Science

Level 1		Level 2		Level 3		Level 4		Level 5	
State	13.8%	State	14.5%	State	23.4%	State	32.7%	State	15.7%
District	9.0%	District	13.2%	District	29.9%	District	31.9%	District	16.0%
Minimal		Basic		Passing		Proficient		Advanced	

Student Assessment Participation



Discipline



* Source: 2017-2018 Civil Rights Data Collection

Other Data



15.2 %

Chronic Absenteeism



\$11,353.23

Per-Pupil Expenditure



66.0 %

Post-Secondary Enrollment



65.1%

Advanced Course Participation