



Poplarville Separate School District

Poplarville, MS



302 South Julia Street
Poplarville, MS 39470



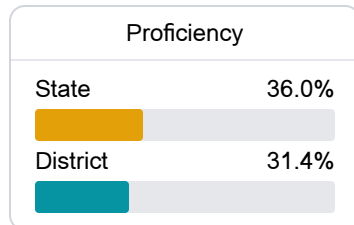
Jonathan Will
jonathan.will@poplarvilleschools.org

School Accountability Grade Components

Mississippi's accountability system assigns "A" through "F" letter grades for schools and districts. Grades are based on student achievement, student growth, student participation in testing, and other academic measures. COVID - 19 pandemic disruptions continue to be reflected in 2021 - 2022 accountability data, particularly growth data.

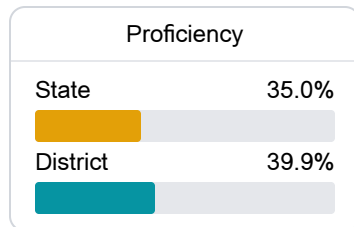
Math

Measurements of student performance on the statewide math assessment.



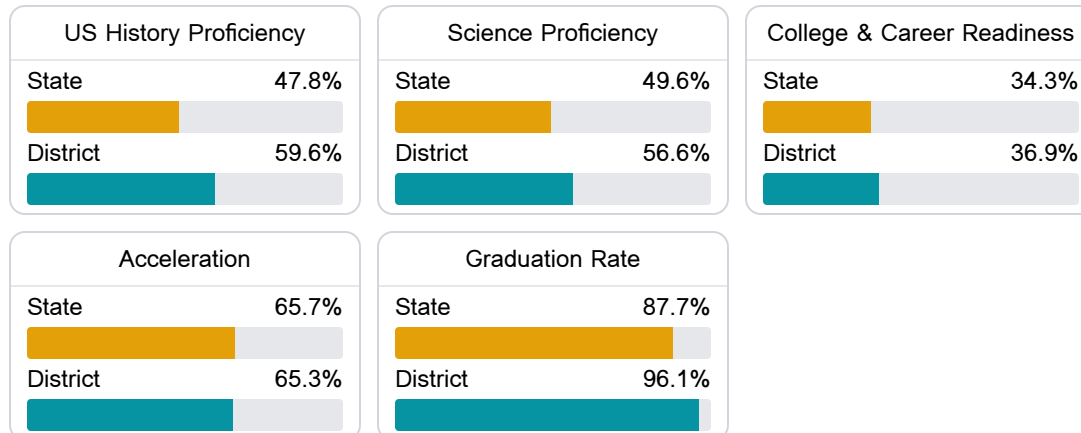
English

Measurements of student performance on the statewide English language arts (ELA) assessment.



Other Measures

Other measurements of student performance that factor into the accountability grade.



Teacher Data

131.0

Teachers



75.1%

Experienced Teachers

4.5%

Provisional Teachers

93.5%

In-Field Teachers

Detailed Assessment and Other Data

Student Performance

The following information shows each level of student performance on statewide assessments.

Math

Level 1		Level 2		Level 3		Level 4		Level 5	
State	11.6%	State	24.2%	State	29.5%	State	24.8%	State	9.9%
District	9.8%	District	20.6%	District	36.6%	District	27.8%	District	5.2%
Minimal		Basic		Passing		Proficient		Advanced	

English

Level 1		Level 2		Level 3		Level 4		Level 5	
State	10.8%	State	23.1%	State	31.8%	State	24.6%	State	9.7%
District	6.5%	District	20.2%	District	34.4%	District	29.9%	District	9.1%
Minimal		Basic		Passing		Proficient		Advanced	


Science

Level 1		Level 2		Level 3		Level 4		Level 5	
State	13.8%	State	14.5%	State	23.4%	State	32.7%	State	15.7%
District	5.1%	District	10.2%	District	21.5%	District	46.3%	District	16.9%
Minimal		Basic		Passing		Proficient		Advanced	

Student Assessment Participation



Discipline



* Source: 2017-2018 Civil Rights Data Collection

Other Data



17.3%

Chronic Absenteeism



\$10,330.59

Per-Pupil Expenditure



73.0%

Post-Secondary Enrollment



44.5%

Advanced Course Participation