

# District Report Card 2020 - 2021

For more detailed information, please visit <https://msrc.mdek12.org>.



## Picayune School District

Picayune, MS



706 Goodyear Blvd.  
Picayune, MS 39466



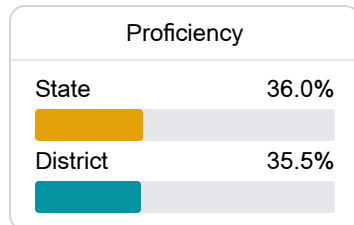
Dean Shaw  
dshaw@pcu.k12.ms.us

### School Accountability Grade Components

Mississippi's accountability system assigns "A" through "F" letter grades for schools and districts. Grades are based on student achievement, student growth, student participation in testing, and other academic measures. COVID - 19 pandemic disruptions continue to be reflected in 2021 - 2022 accountability data, particularly growth data.

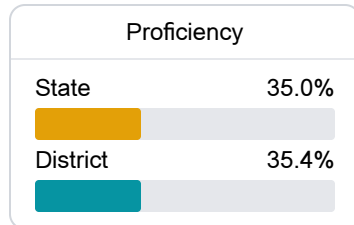
#### Math

Measurements of student performance on the statewide math assessment.



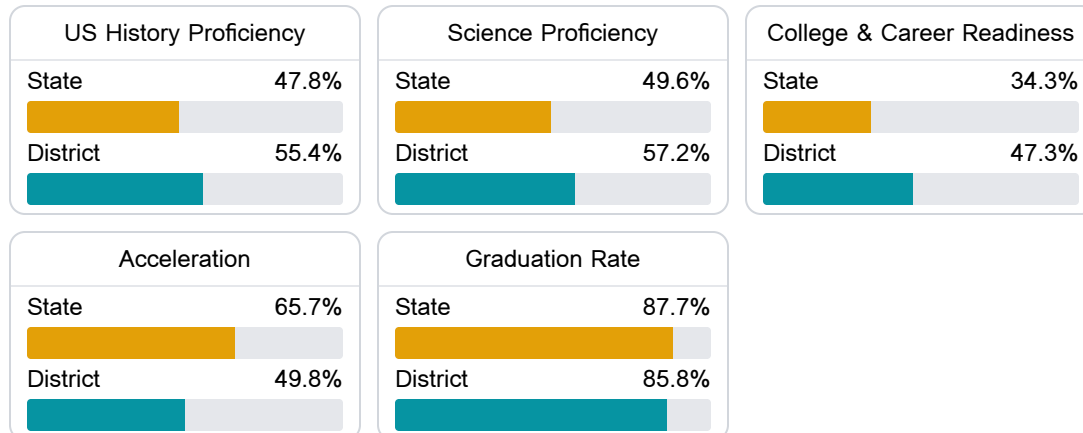
#### English

Measurements of student performance on the statewide English language arts (ELA) assessment.



#### Other Measures

Other measurements of student performance that factor into the accountability grade.



### Teacher Data

243.1

Teachers



70.1%

Experienced Teachers

27.4%

Provisional Teachers

76.2%


In-Field Teachers

## Detailed Assessment and Other Data


## Student Performance

The following information shows each level of student performance on statewide assessments.


## Math



## English



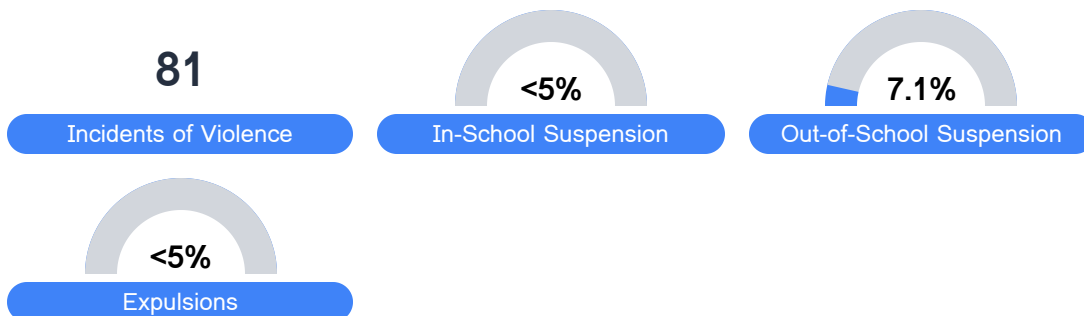
## Science



## Student Assessment Participation



## Discipline



\* Source: 2017-2018 Civil Rights Data Collection

## Other Data



21.6%

Chronic Absenteeism



\$11,704.63

Per-Pupil Expenditure



68.8%

Post-Secondary Enrollment



38.0%

Advanced Course Participation