

District Report Card 2021 - 2022

For more detailed information, please visit <https://msrc.mdek12.org>.



Pearl River County School District

Carriere, MS



7441 HIGHWAY 11
Carriere, MS 39426



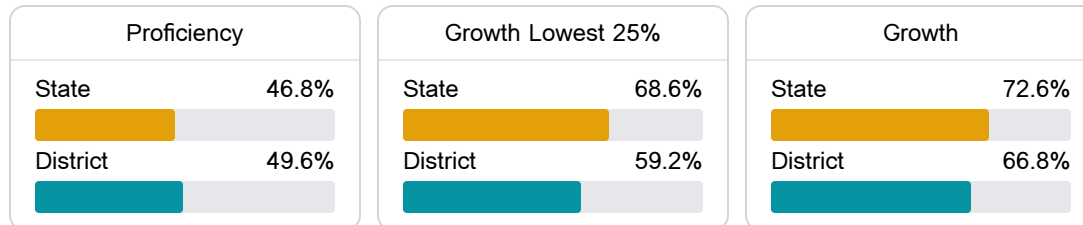
John Shows
jshows@prc.k12.ms.us

School Accountability Grade Components

Mississippi's accountability system assigns "A" through "F" letter grades for schools and districts. Grades are based on student achievement, student growth, student participation in testing, and other academic measures. COVID - 19 pandemic disruptions continue to be reflected in 2021 - 2022 accountability data, particularly growth data.

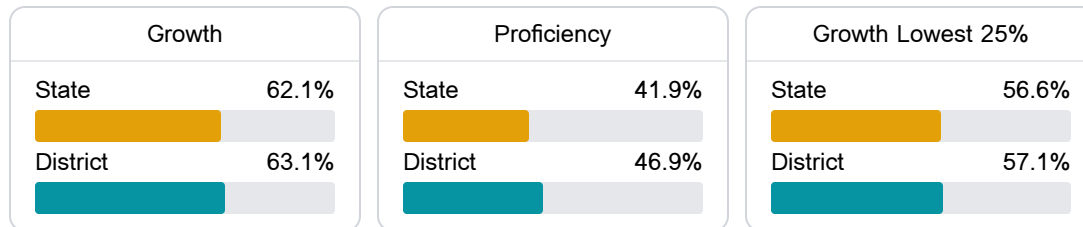
Math

Measurements of student performance on the statewide math assessment.



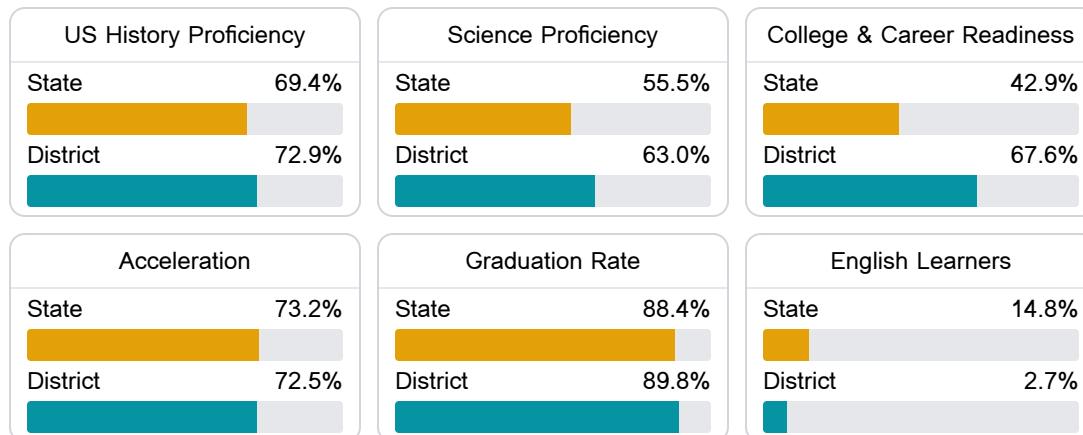
English

Measurements of student performance on the statewide English language arts (ELA) assessment.



Other Measures

Other measurements of student performance that factor into the accountability grade.



Teacher Data

196.9

Teachers



72.8%

Experienced Teachers

7.1%

Provisional Teachers

95.9%

In-Field Teachers

Detailed Assessment and Other Data

Student Performance

The following information shows each level of student performance on statewide assessments.

Math

Level 1		Level 2		Level 3		Level 4		Level 5	
State	7.0%	State	19.3%	State	27.3%	State	31.5%	State	15.0%
District	5.0%	District	17.2%	District	29.0%	District	34.4%	District	14.3%
Minimal		Basic		Passing		Proficient		Advanced	

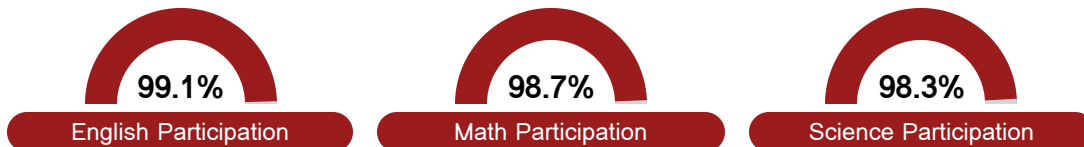
English

Level 1		Level 2		Level 3		Level 4		Level 5	
State	8.6%	State	18.9%	State	31.3%	State	29.1%	State	12.1%
District	5.5%	District	16.9%	District	31.6%	District	33.5%	District	12.6%
Minimal		Basic		Passing		Proficient		Advanced	

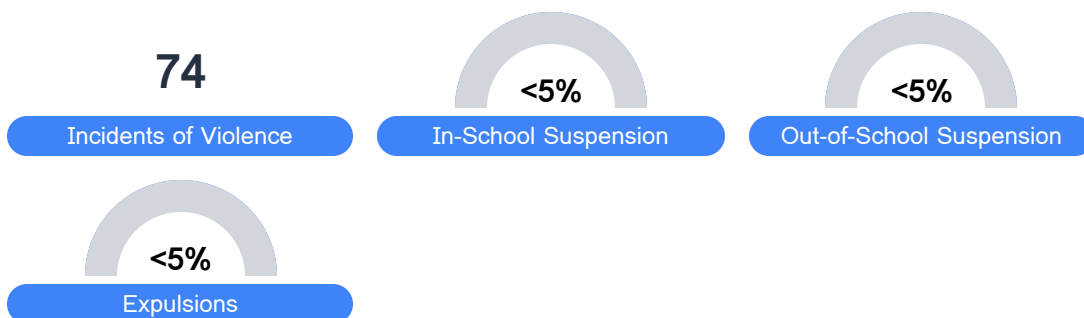
Science

Level 1		Level 2		Level 3		Level 4		Level 5	
State	11.0%	State	12.4%	State	22.5%	State	34.7%	State	19.4%
District	7.4%	District	11.2%	District	19.4%	District	37.1%	District	24.9%
Minimal		Basic		Passing		Proficient		Advanced	

Student Assessment Participation



Discipline



Other Data



41.5%

Chronic Absenteeism



\$8,496.16

Per-Pupil Expenditure



42.7%

Post-Secondary Enrollment



39.4%

Advanced Course Participation