

# District Report Card 2020 - 2021

For more detailed information, please visit <https://msrc.mdek12.org>.



## Pearl River County School District

Carriere, MS



7441 HIGHWAY 11  
Carriere, MS 39426



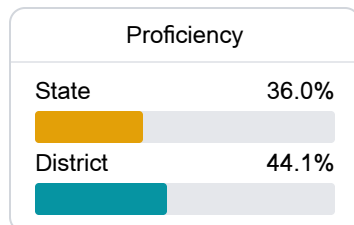
John Shows  
jshows@prc.k12.ms.us

### School Accountability Grade Components

Mississippi's accountability system assigns "A" through "F" letter grades for schools and districts. Grades are based on student achievement, student growth, student participation in testing, and other academic measures. COVID - 19 pandemic disruptions continue to be reflected in 2021 - 2022 accountability data, particularly growth data.

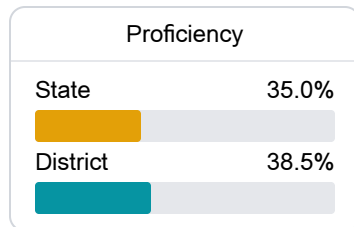
#### Math

Measurements of student performance on the statewide math assessment.



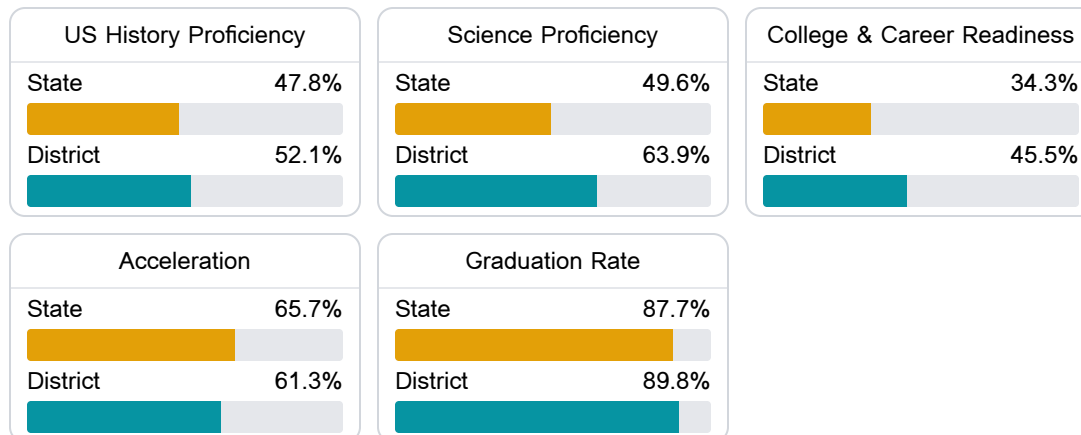
#### English

Measurements of student performance on the statewide English language arts (ELA) assessment.



#### Other Measures

Other measurements of student performance that factor into the accountability grade.



### Teacher Data

196.7

Teachers



74.5%

Experienced Teachers

7.0%

Provisional Teachers

93.8%

In-Field Teachers

## Detailed Assessment and Other Data

## Student Performance

The following information shows each level of student performance on statewide assessments.

## Math

Level 1		Level 2		Level 3		Level 4		Level 5	
State	11.6%	State	24.2%	State	29.5%	State	24.8%	State	9.9%
District	5.7%	District	19.9%	District	30.9%	District	33.7%	District	9.9%
Minimal		Basic		Passing		Proficient		Advanced	

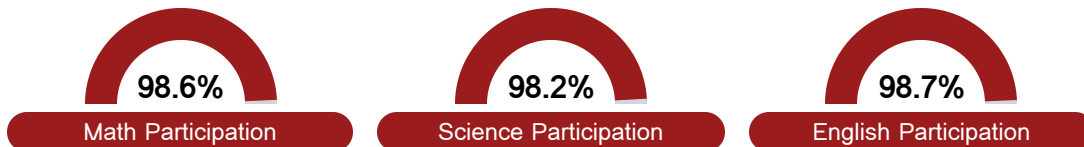
## English

Level 1		Level 2		Level 3		Level 4		Level 5	
State	10.8%	State	23.1%	State	31.8%	State	24.6%	State	9.7%
District	7.2%	District	22.3%	District	32.7%	District	28.1%	District	9.7%
Minimal		Basic		Passing		Proficient		Advanced	

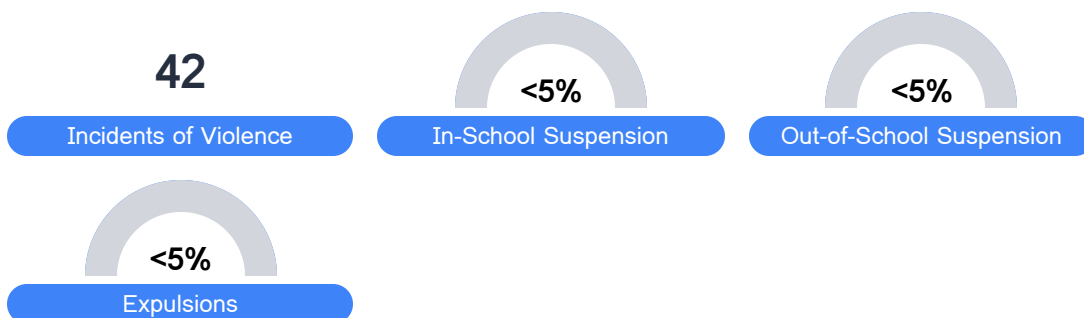
## Science

Level 1		Level 2		Level 3		Level 4		Level 5	
State	13.8%	State	14.5%	State	23.4%	State	32.7%	State	15.7%
District	8.9%	District	11.2%	District	21.0%	District	40.0%	District	18.9%
Minimal		Basic		Passing		Proficient		Advanced	

## Student Assessment Participation



## Discipline



\* Source: 2017-2018 Civil Rights Data Collection

## Other Data



33.0 %

Chronic Absenteeism



\$8,657.37

Per-Pupil Expenditure



71.7 %

Post-Secondary Enrollment



44.6%

Advanced Course Participation