



Starkville- Oktibbeha Consolidated School District

Starkville, MS



401 GREENSBORO STREET
Starkville, MS 39759



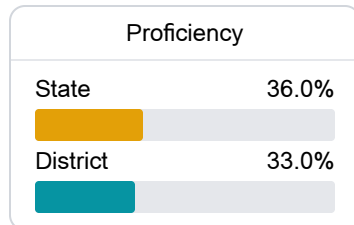
Dr. Tony McGee
tmcgee@starkvillesd.com

School Accountability Grade Components

Mississippi's accountability system assigns "A" through "F" letter grades for schools and districts. Grades are based on student achievement, student growth, student participation in testing, and other academic measures. COVID - 19 pandemic disruptions continue to be reflected in 2021 - 2022 accountability data, particularly growth data.

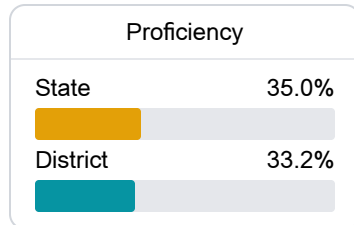
Math

Measurements of student performance on the statewide math assessment.



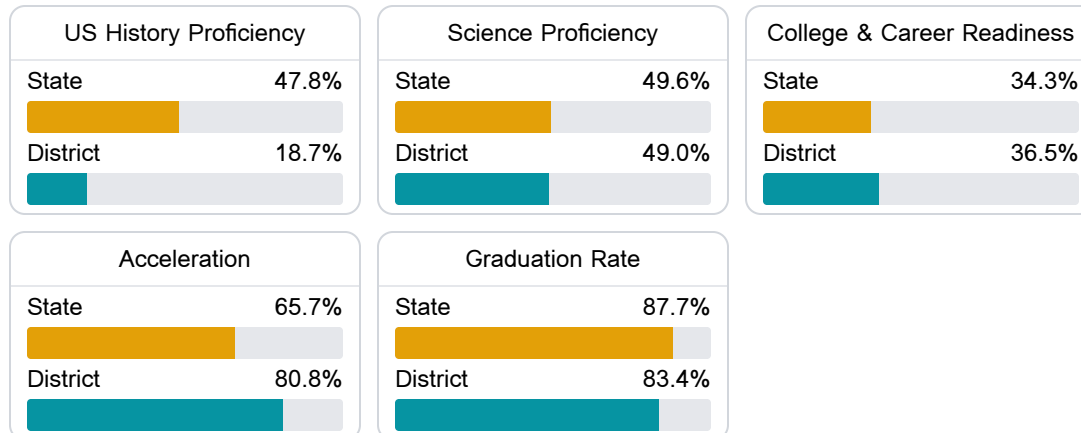
English

Measurements of student performance on the statewide English language arts (ELA) assessment.



Other Measures

Other measurements of student performance that factor into the accountability grade.



Teacher Data

349.0

Teachers



65.4%

Experienced Teachers

4.4%

Provisional Teachers

95.7%

In-Field Teachers

Detailed Assessment and Other Data

Student Performance

The following information shows each level of student performance on statewide assessments.

Math

Level 1	Level 2	Level 3	Level 4	Level 5
State 11.6%	State 24.2%	State 29.5%	State 24.8%	State 9.9%
District 10.5%	District 30.7%	District 28.7%	District 20.2%	District 9.9%
Minimal	Basic	Passing	Proficient	Advanced

English

Level 1	Level 2	Level 3	Level 4	Level 5
State 10.8%	State 23.1%	State 31.8%	State 24.6%	State 9.7%
District 15.7%	District 26.8%	District 24.9%	District 20.8%	District 11.7%
Minimal	Basic	Passing	Proficient	Advanced

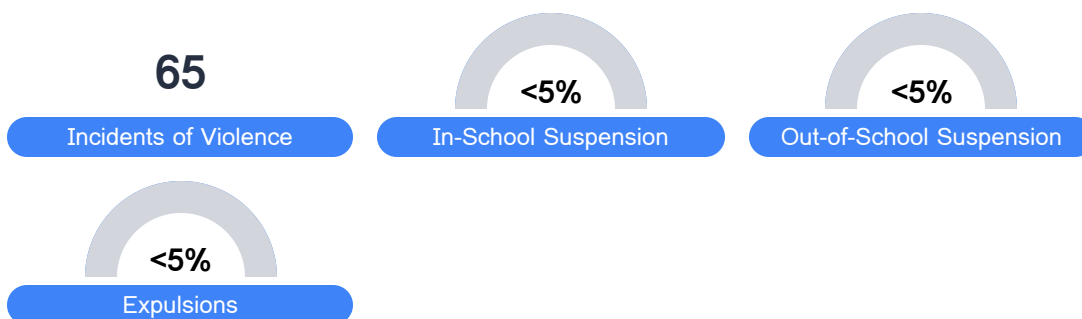
Science

Level 1	Level 2	Level 3	Level 4	Level 5
State 13.8%	State 14.5%	State 23.4%	State 32.7%	State 15.7%
District 18.9%	District 13.8%	District 21.5%	District 26.5%	District 19.4%
Minimal	Basic	Passing	Proficient	Advanced

Student Assessment Participation



Discipline



* Source: 2017-2018 Civil Rights Data Collection

Other Data



22.6 %

Chronic Absenteeism



\$11,014.19

Per-Pupil Expenditure



65.2 %

Post-Secondary Enrollment



56.7%

Advanced Course Participation