



## Philadelphia Public School District

Philadelphia, MS



248 BYRD AVENUE  
Philadelphia, MS 39350



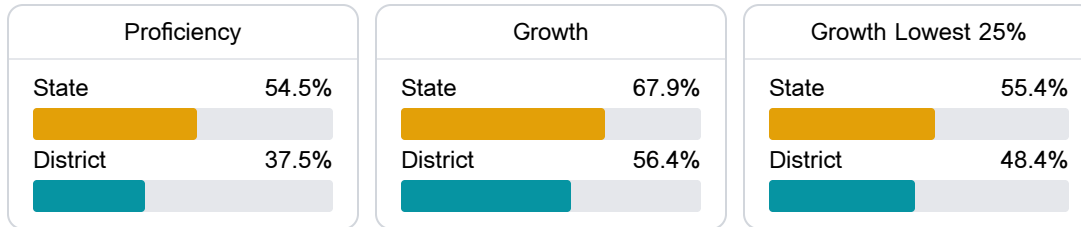
SHANNON WHITEHEAD  
swhitehead@phillytornadoes.com

### School Accountability Grade Components

Mississippi's accountability system assigns "A" through "F" letter grades for schools and districts. Grades are based on student achievement, student growth, student participation in testing, and other academic measures.

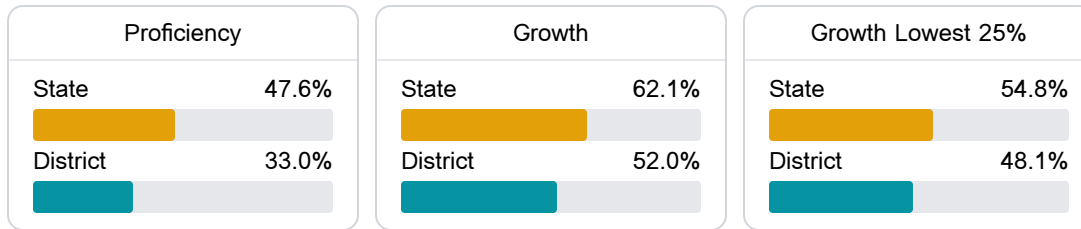
#### Math

Measurements of student performance on the statewide math assessment.



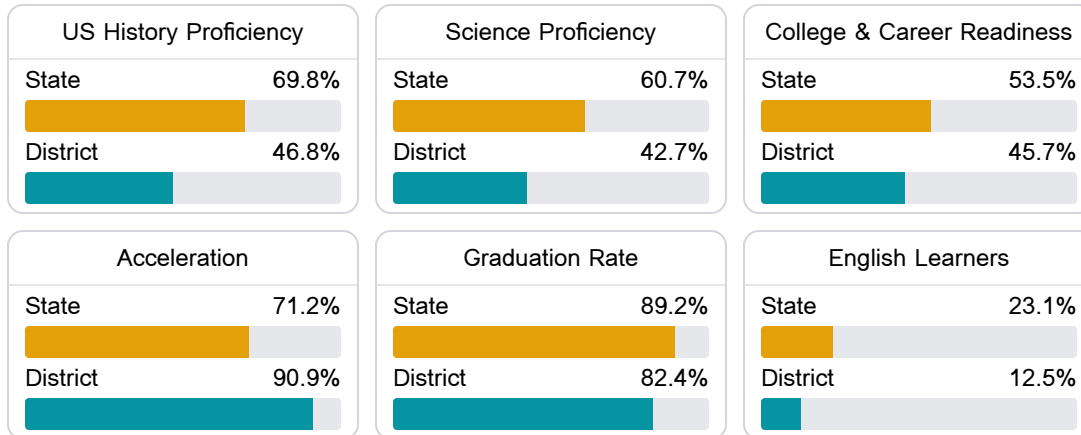
#### English

Measurements of student performance on the statewide English language arts (ELA) assessment.



#### Other Measures

Other measurements of student performance that factor into the accountability grade.




Detailed Assessment and Other Data


Student Performance

The following information shows each level of student performance on statewide assessments.


Math



English



Science



Student Assessment Participation



Other Data



22.9%

Chronic Absenteeism