

District Report Card 2023 - 2024

For more detailed information, please visit <https://msrc.mdek12.org>.



Neshoba County School District

Philadelphia, MS



580 East Main Street
Philadelphia, MS 39350



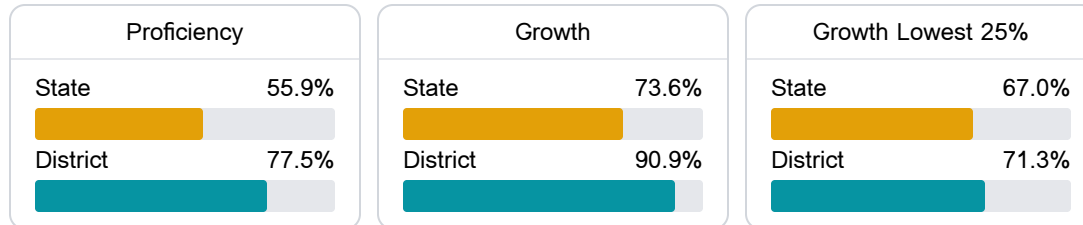
Joshua Perkins
jperkins@neshobacentral.com

School Accountability Grade Components

Mississippi's accountability system assigns "A" through "F" letter grades for schools and districts. Grades are based on student achievement, student growth, student participation in testing, and other academic measures.

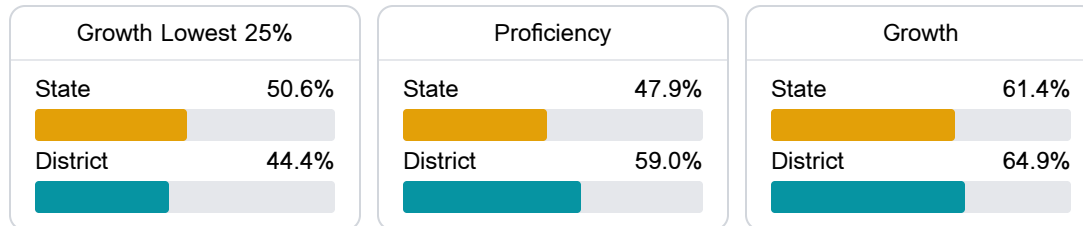
Math

Measurements of student performance on the statewide math assessment.



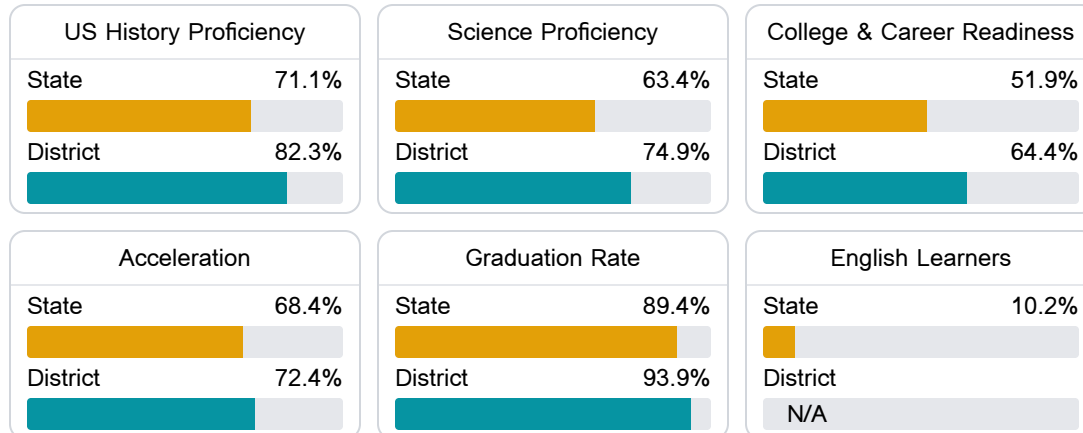
English

Measurements of student performance on the statewide English language arts (ELA) assessment.



Other Measures

Other measurements of student performance that factor into the accountability grade.



Teacher Data

196.8

Teachers



84.4%

Experienced Teachers

1.5%

Provisional Teachers

100.0%


In-Field Teachers

Detailed Assessment and Other Data


Student Performance

The following information shows each level of student performance on statewide assessments.

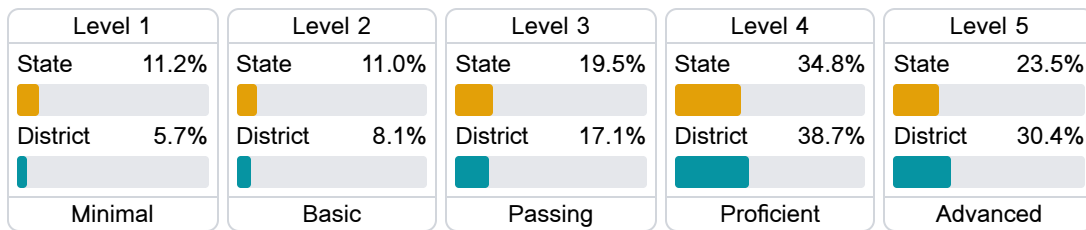
Math



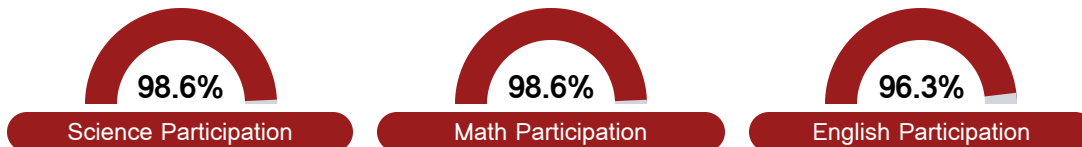
English



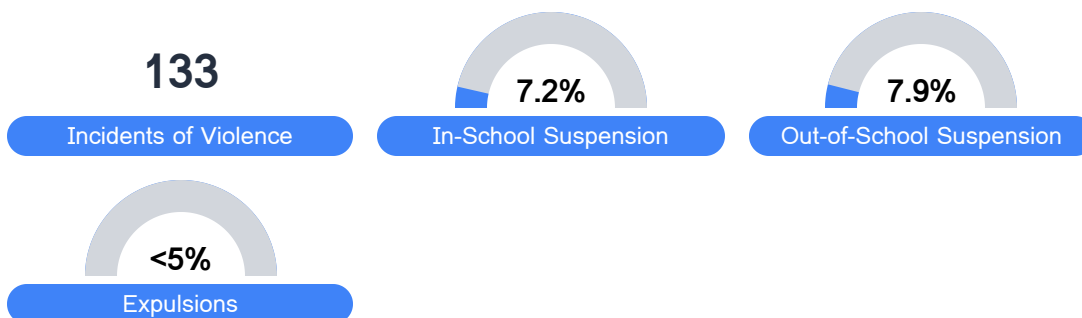
Science



Student Assessment Participation



Discipline



Other Data



21.9%

Chronic Absenteeism



\$10,078.69

Per-Pupil Expenditure



61.9%

Post-Secondary Enrollment



65.5%

Advanced Course Participation