

District Report Card 2021 - 2022

For more detailed information, please visit <https://msrc.mdek12.org>.



Neshoba County School District

Philadelphia, MS



580 East Main Street
Philadelphia, MS 39350



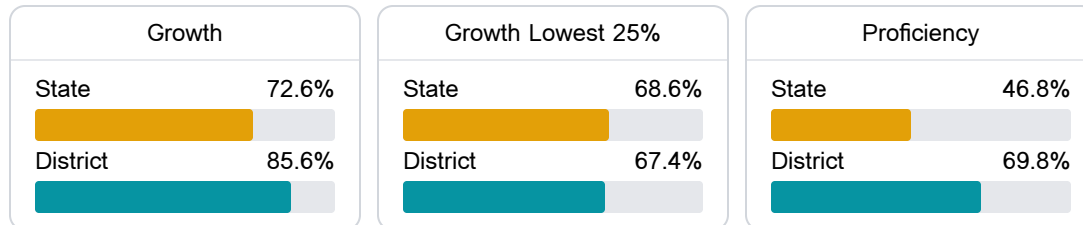
Joshua Perkins
jperkins@neshobacentral.com

School Accountability Grade Components

Mississippi's accountability system assigns "A" through "F" letter grades for schools and districts. Grades are based on student achievement, student growth, student participation in testing, and other academic measures. COVID - 19 pandemic disruptions continue to be reflected in 2021 - 2022 accountability data, particularly growth data.

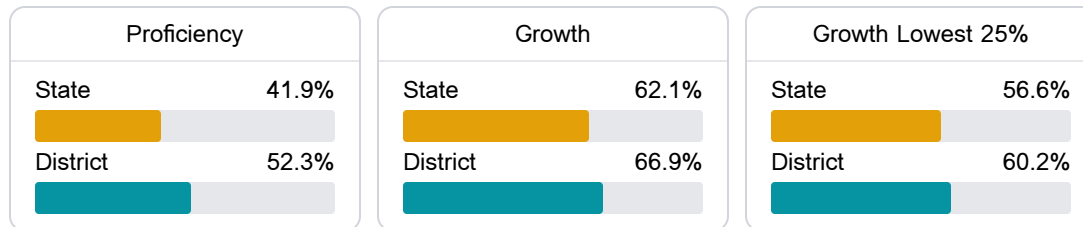
Math

Measurements of student performance on the statewide math assessment.



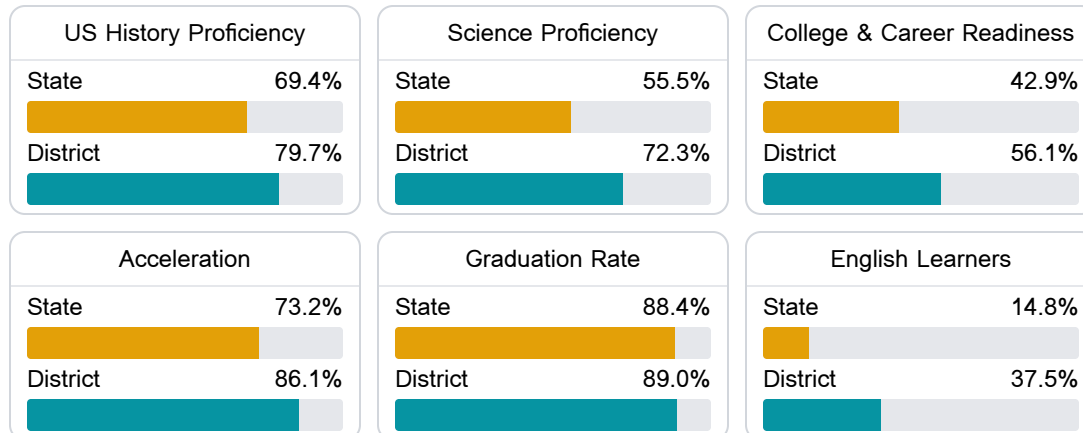
English

Measurements of student performance on the statewide English language arts (ELA) assessment.



Other Measures

Other measurements of student performance that factor into the accountability grade.



Teacher Data

197.0

Teachers



83.7%

Experienced Teachers

3.7%

Provisional Teachers

99.7%


In-Field Teachers

Detailed Assessment and Other Data


Student Performance

The following information shows each level of student performance on statewide assessments.


Math



English



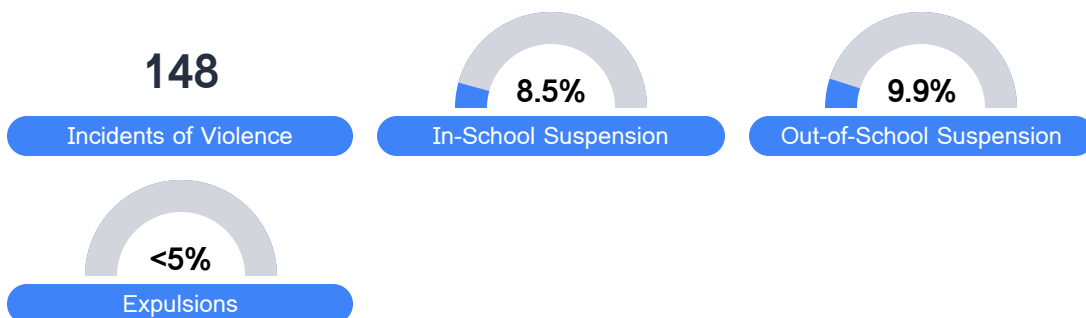
Science



Student Assessment Participation



Discipline



Other Data



33.1 %

Chronic Absenteeism



\$8,665.60

Per-Pupil Expenditure



74.2 %

Post-Secondary Enrollment



68.4%

Advanced Course Participation