



## Winona-Montgomery Consolidated District

Winona, MS



218 Fairground Street  
Winona, MS 38967



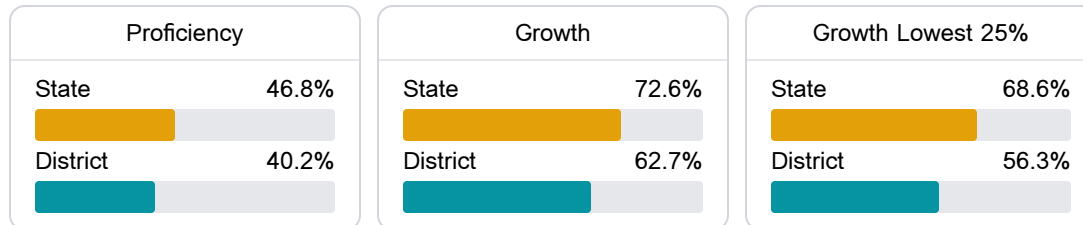
HOWARD SAVAGE  
[howardsavage@wmsdk12.org](mailto:howardsavage@wmsdk12.org)

### School Accountability Grade Components

Mississippi's accountability system assigns "A" through "F" letter grades for schools and districts. Grades are based on student achievement, student growth, student participation in testing, and other academic measures. COVID - 19 pandemic disruptions continue to be reflected in 2021 - 2022 accountability data, particularly growth data.

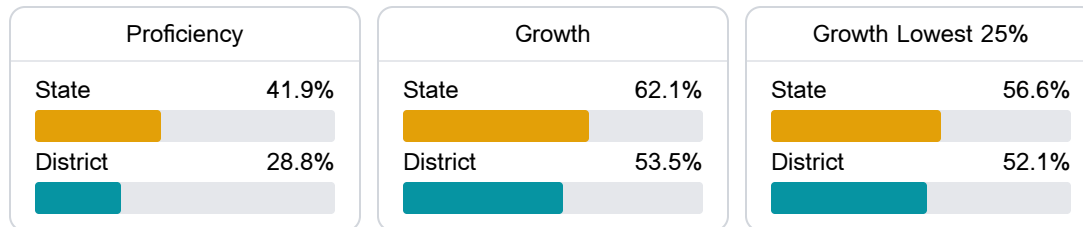
#### Math

Measurements of student performance on the statewide math assessment.



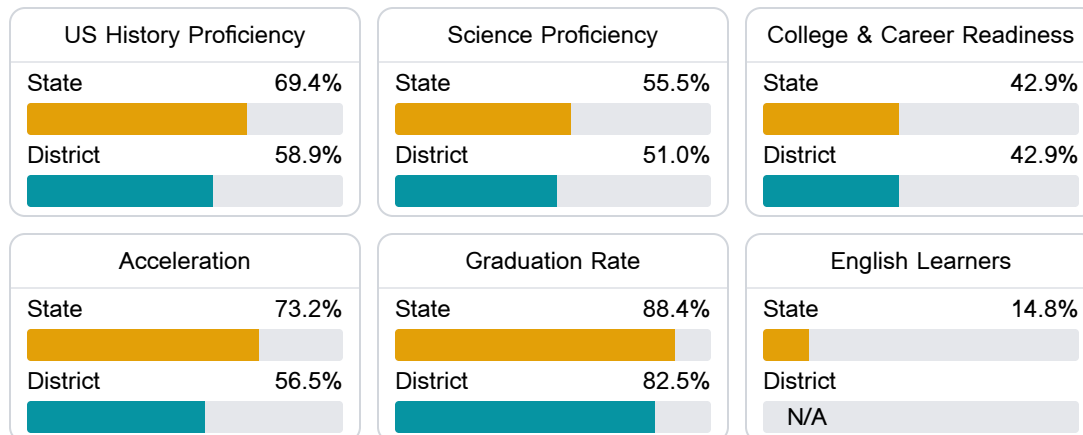
#### English

Measurements of student performance on the statewide English language arts (ELA) assessment.



#### Other Measures

Other measurements of student performance that factor into the accountability grade.



### Teacher Data

90.7

Teachers



79.5%

Experienced Teachers

4.1%

Provisional Teachers

94.8%

In-Field Teachers

## Detailed Assessment and Other Data

## Student Performance

The following information shows each level of student performance on statewide assessments.

## Math

Level 1		Level 2		Level 3		Level 4		Level 5	
State	7.0%	State	19.3%	State	27.3%	State	31.5%	State	15.0%
District	6.1%	District	22.1%	District	33.2%	District	28.7%	District	10.0%
Minimal		Basic		Passing		Proficient		Advanced	

## English

Level 1		Level 2		Level 3		Level 4		Level 5	
State	8.6%	State	18.9%	State	31.3%	State	29.1%	State	12.1%
District	9.0%	District	27.3%	District	35.1%	District	21.7%	District	6.9%
Minimal		Basic		Passing		Proficient		Advanced	

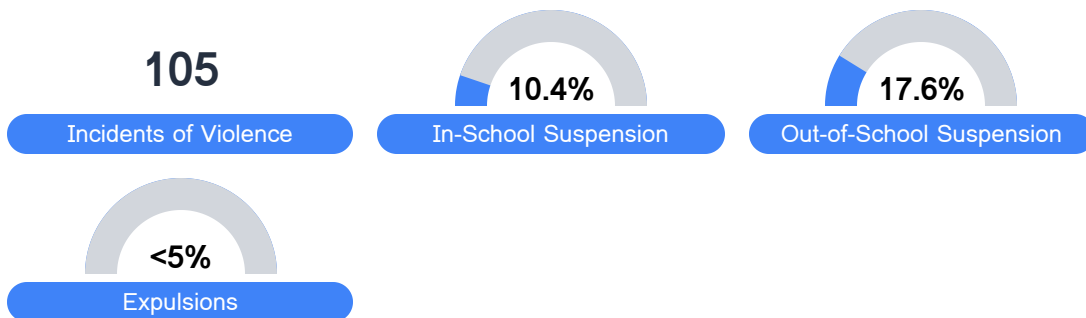
## Science

Level 1		Level 2		Level 3		Level 4		Level 5	
State	11.0%	State	12.4%	State	22.5%	State	34.7%	State	19.4%
District	12.2%	District	9.8%	District	28.4%	District	35.4%	District	14.2%
Minimal		Basic		Passing		Proficient		Advanced	

## Student Assessment Participation



## Discipline



## Other Data



23.2 %

Chronic Absenteeism



\$11,667.41

Per-Pupil Expenditure



74.6 %

Post-Secondary Enrollment



44.2%

Advanced Course Participation